

19" DYNAmic Free Standing Cabinets F A M I L Y



F A M I L Y

W=600mm DYNAmic Series Free Standing Cabinets

DYNAmic series Networking / Servering Enclosures, provide maximum optimization resulted to an optimum performance in between quality and added value.

While product gives maximum performance on cabling and networking infrastructure, in parallel provides a very respective economy compared to its quality which is based on high technologic fully automated industry.

The 600 series is available in 10 heights from 12U through to 47U, and in certain sizes a choice of depth is also available including 600, 800 and 1000mm options. Each cabinet is supplied as standard with a glass front door, steel rear door and lift off steel side panels, all of which are lockable. The 800 wide series are starting from 22 to 47U size.

The wide product height portfolio meets any U requirement in infrastructure needs.

DYNAmic series have a professional technical but aesthetic look with decorative Aluminium Extruded Housing on the front door; the product range attracts the attention with the mostly environmentally fit and selected color of RAL 9005 Black, and RAL 7035 Light Grey, with fine wrinkle soft touch paint.

The product range allows with 1000mm depth versions, usage in private / low density server and storage applications.

Completely standard and stocked product portfolio, being delivered a single piece assembled product, as shipping configuration the adjustable feet group is included.

DYNAmic Series product range with optimal panel mounting size, and a variety range of accessories enclose the whole expectation of users.



Width=600mm

Depth=600mm

Standard Heights:

11 different U heights: 12U, 16U,
20U, 22U, 26U, 32U, 36U, 39U,
42U, 45U, 47U

Standards, and Compliances:



ISO 9001:2008

Quality Management System

EN 61587 -1:2012
Mechanical Structures for
Electronic Equipment

IEC 297-1, 19" mounting
IEC 297-2 Overall cabinet dimensions



CE conform to

EN 60950-1:2006
Information Technology
Equipment – Safety – Part-1-
General Requirement



UL listed to

UL 2416, Outline of Investigation for
Audio/Video, Information and
Communication Technology Equipment
Cabinet, Enclosure and Rack Systems;
UL 60950-1 and CSA C22.2 NO.
60950-1-07, Information Technology
Equipment Safety Part 1: General
Requirements



Environment Friendly;

* **ISO 14001** Environmental
Management System

* RoHS compliancy

* %100 Recyclable Material


Load Capacity: 600 kgs.



Standard Colors:



RAL 9005 Black



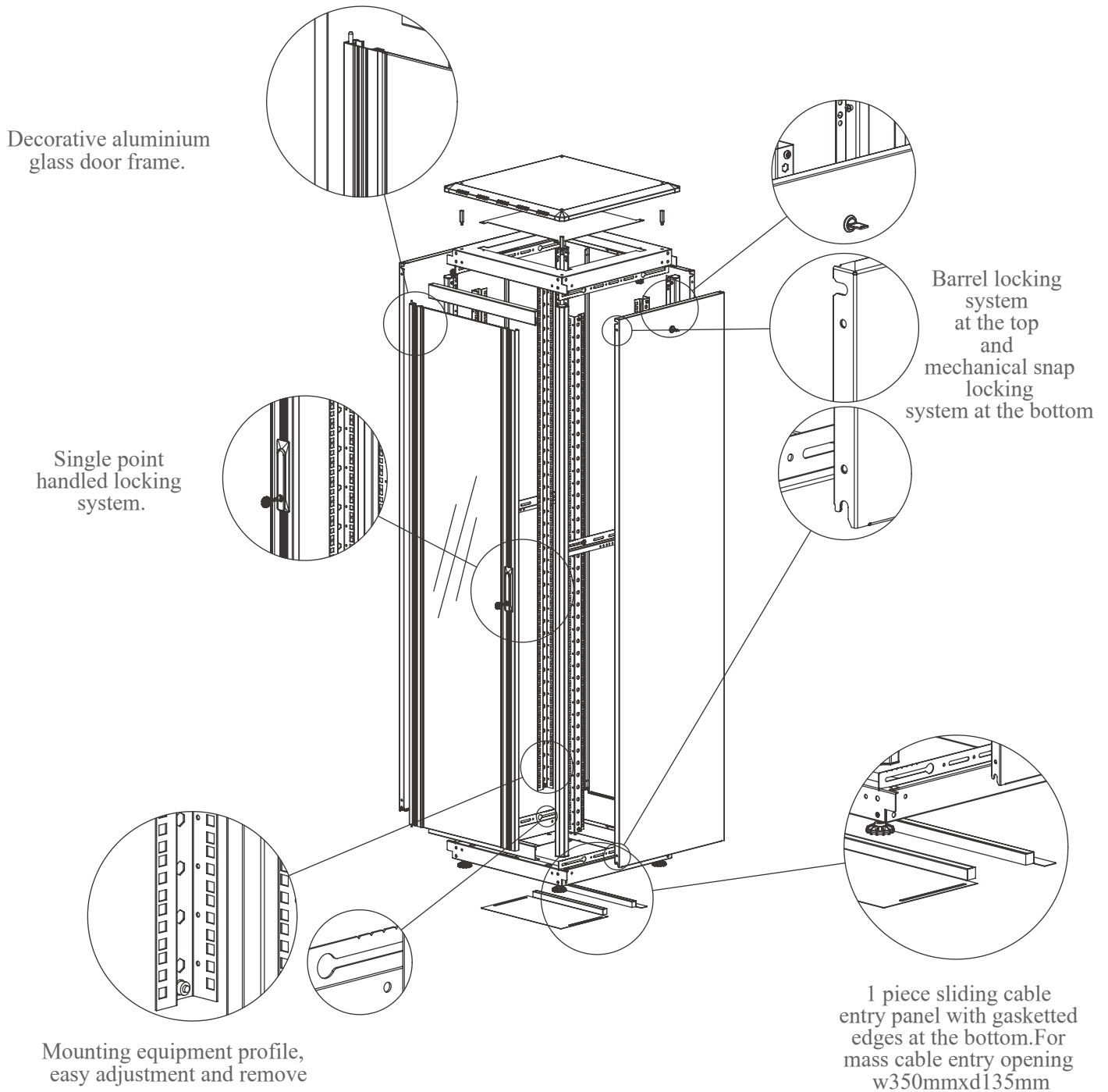
RAL 7035 Light Grey

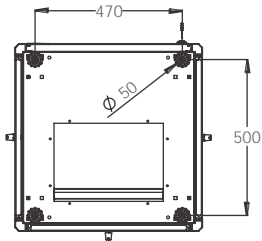
DYNAmic series Networking Enclosures, with 19" w:600mm
and d:600mm physical sizes, with max internal usable depth
and 11 different height, gives a wide selection chart for users.

*** Please see door options in page 9




DETAILS ON
EXPLODED VIEW

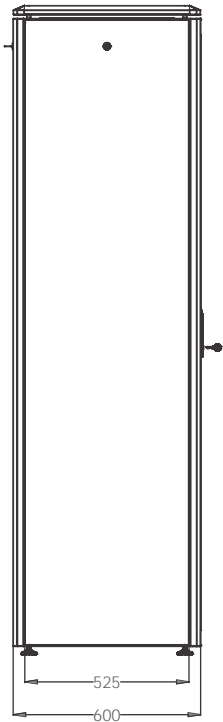





BOTTOM VIEW



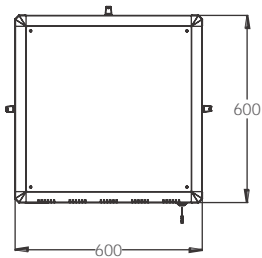
FRONT VIEW



SIDE VIEW

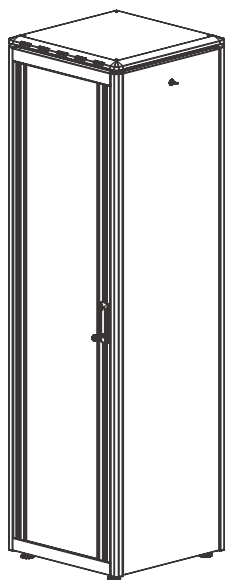


REAR VIEW

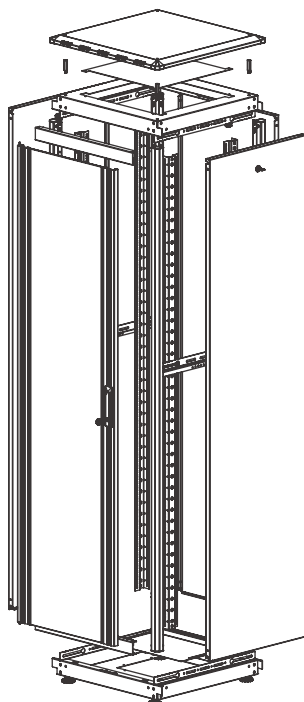


TOP VIEW

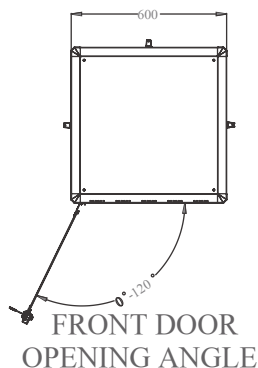
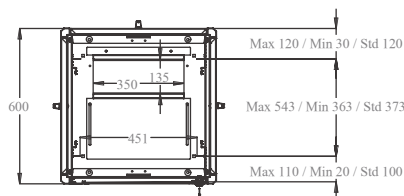
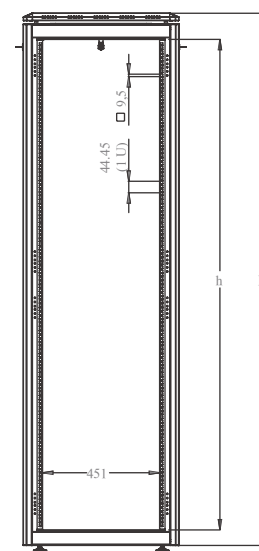
CONSTRUCTION
DRAWING

CONSTRUCTION
DRAWING

ISOMETRIC VIEW



EXPLODED VIEW

FRONT DOOR
OPENING ANGLEMAX/STD/MIN
EQUIPMENT
MOUNTING
DISTANCEDIMENSIONS
IN
WIDTH AND HEIGHT

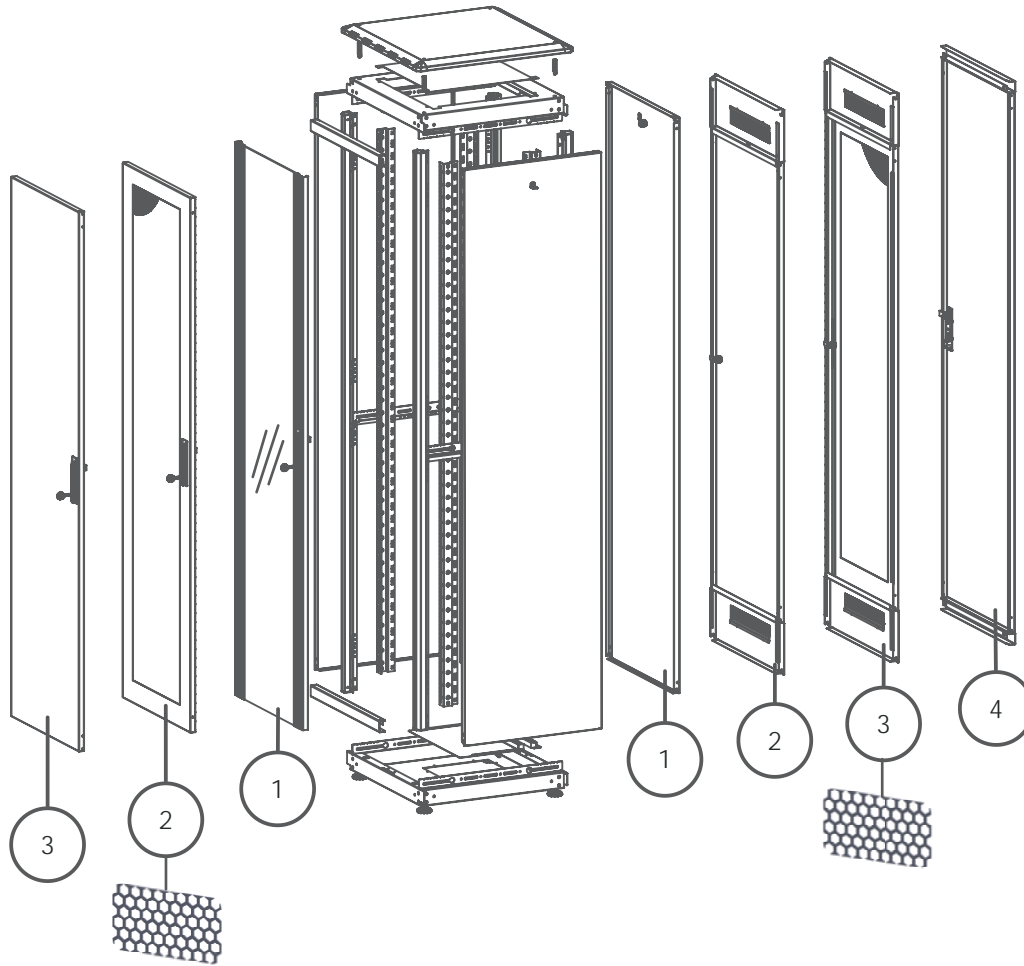
DYNAmic Series Free Standing 19" Cabinets W=600mm D=600mm

ROOT Product Number ***	Product Description	Size WxDxH mm	h size in U	h in mm	*H mm, overall without feet and/or castor	Width Overall mm	Width Rail to Rail mm	Depth Overall mm	**Depth Shipping Conf. Rail to Rail mm	QTY IN PACKAGE	PACKING DIMENSIONS WxDxH mm	Standard NET Weight of product kgs	Gross Weight of Product kgs	QTY IN PALETTE	PALETTE DIMENSIONS WxDxH mm	Palette Weight kgs
LN-FS12U6060-CC-111	12U 19" Free Standing Cabinet W=600mm D=600mm	600x600x720	12U	533	720	600	19"	600	370	1	680x680x850	35,7	42,9	2	680x680x1700	85,8
LN-FS16U6060-CC-111	16U 19" Free Standing Cabinet W=600mm D=600mm	600x600x898	16U	711	898	600	19"	600	370	1	680x680x1020	40,9	48,5	2	680x680x2076	97
LN-FS20U6060-CC-111	20U 19" Free Standing Cabinet W=600mm D=600mm	600x600x1076	20U	889	1076	600	19"	600	370	1	680x680x1216	45,2	53,2	2	680x680x2432	106,4
LN-FS22U6060-CC-111	22U 19" Free Standing Cabinet W=600mm D=600mm	600x600x1164	22U	978	1164	600	19"	600	370	1	680x680x1305	47,9	56,1	2	680x680x2608	112,2
LN-FS26U6060-CC-111	26U 19" Free Standing Cabinet W=600mm D=600mm	600x600x1342	26U	1155	1342	600	19"	600	370	1	680x680x1482	52,7	61,3	1	680x680x1482	61,3
LN-FS32U6060-CC-111	32U 19" Free Standing Cabinet W=600mm D=600mm	600x600x1609	32U	1422	1609	600	19"	600	370	1	680x680x1749	60,9	70	1	680x680x1749	70
LN-FS36U6060-CC-111	36U 19" Free Standing Cabinet W=600mm D=600mm	600x600x1787	36U	1600	1787	600	19"	600	370	1	680x680x1927	66,3	75,5	1	680x680x1927	75,9
LN-FS39U6060-CC-111	39U 19" Free Standing Cabinet W=600mm D=600mm	600x600x1923	39U	1733	1923	600	19"	600	370	1	680x680x2063	69,6	79,7	1	680x680x2063	79,5
LN-FS42U6060-CC-111	42U 19" Free Standing Cabinet W=600mm D=600mm	600x600x2053	42U	1867	2053	600	19"	600	370	1	680x680x2193	73,7	83,9	1	680x680x2193	83,9
LN-FS45U6060-CC-111	45U 19" Free Standing Cabinet W=600mm D=600mm	600x600x2187	45U	2000	2187	600	19"	600	370	1	680x680x2327	77,3	87,8	1	680x680x2327	87,8
LN-FS47U6060-CC-111	47U 19" Free Standing Cabinet W=600mm D=600mm	600x600x2276	47U	2089	2276	600	19"	600	370	1	680x680x2416	81,3	91,8	1	680x680x2416	91,8

* Please add 30mm to H mm once used with Leveling Feet, add 80mm to H mm once used with castor set.

** See min and max Adjustable depth variations on drawings.

***CC= LG for Light Grey RAL 7035 & BL for Black RAL 9005 for customers to define while ordering, for "111" selection please see the door options.

DOOR
OPTIONS

DYNAMIC Free Standing Cabinet W=600mm D=600mm
All Heights FRONT DOOR Options

- 0 Without front Door
- 1 Single Opening, Flat Shape, Side Framed Glass Front Door, Single Point Handled Locking.
- 2 Single Opening, Flat Shape, Complete Framed %63 perforated, Solid Metal Front Door, Single Point Handled Locking
- 3 Single Opening, Flat Shape, Complete Solid Metal Front Door, Single Point Handled Locking

DYNAMIC Free Standing Cabinet W=600mm D=600mm
All Heights REAR DOOR Options

- 0 Without Rear Door
- 1 Solid Metal Panel, Snap locking and Barrel Lock, Single Point Locking
- 2 Single Opening, Flat Shaped, Solid Metal Rear Door, Single Point Barrel Locking, Hinged, Top/bottom Cable entry.
- 3 Single Opening, Flat Shape, Complete Framed %63 perforated, Solid Metal Rear Door, Single Point Barrel Locking, Top/Bottom Cable entry.
- 4 Single Opening, Flat Shape, Complete Solid Metal Rear, Single Point Handled Locking, Top/Bottom Metal Bracket Set.

DYNAMIC Free Standing Cabinet
W=600mm D=600mm
All Heights SIDE PANEL Options

- 0 No Side Panel On product
- 1 Two Side Panels, left / right included in shipping configuration
- 2 One Side Panel Only on Left Side
- 3 One Side Panel Only on Right Side

LN-AA

LN Corporate codification beginning letters mentioning Lande in Short Format as LN

AA Family Group of Enclosure; FS for Free Standing cabinets, WM for Wall Mounting Cabinets, SH for Small office Home office Range, SR for Server enclosure Range, SL for Slim series, RS for Home series wall cabinets

XX Numeric Character defining the height of enclosures, depending on model differences between 12 to 45 to be selected from price list, website or catalogue

XXU

WW

DD

CC

U U Height Alfanumeric Notation, concrete (non editable- fixed character)

WW The First 2 digits of the width info, 60 for W=600mm, 80 for W=800mm, 54 for W=540mm, 30 for W=300mm Soho 10" enclosure

DD The First 2 digits of the depth info, 45 for D=450mm, 40 for D=400mm, 60 for D=600mm, 80 for D=800mm, 10 for D=1000mm cabinets

CC Color Code, LG for Light Grey RAL 7035, BL for Black RAL 9005

000

0 Front Door Variation number, numeric character 1 to 9 / 0 means no front door, standard front door defined in Lande System as option 1., Please select other variations if needed from above door selection drawing. Unless defined option 1 should be delivered

0 Rear Door Variation number, numeric character 1 to 9 / 0 means no rear door, standard rear door defined in Lande System as option 1., Please select other variations if needed from above door selection drawing. Unless defined option 1 should be delivered

0 Side Panel/Door Variation number, numeric character 1 to 9 / 0 means no side panel on product, standard side panel/door defined in Lande System as option 1. Unless defined option 1 should be delivered

Width=600mm

Depth=800mm

Standard Heights:

11 different U heights: 12U, 16U,
20U, 22U, 26U, 32U, 36U, 39U,
42U, 45U, 47U

Standards, and Compliances:



ISO 9001:2008

Quality Management System

EN 61587 -1:2012
Mechanical Structures for
Electronic Equipment

IEC 297-1, 19" mounting
IEC 297-2 Overall cabinet dimensions



CE conform to

EN 60950-1:2006

Information Technology
Equipment – Safety – Part-1-
General Requirement



UL listed to

UL 2416, Outline of Investigation for
Audio/Video, Information and
Communication Technology Equipment
Cabinet, Enclosure and Rack Systems;
UL 60950-1 and CSA C22.2 NO.
60950-1-07, Information Technology
Equipment Safety Part 1: General
Requirements



Environment Friendly;

* **ISO 14001** Environmental
Management System

* RoHS compliancy

* % 100 Recyclable Material


Load Capacity: 600 kgs.



Standard Colors:



RAL 9005 Black



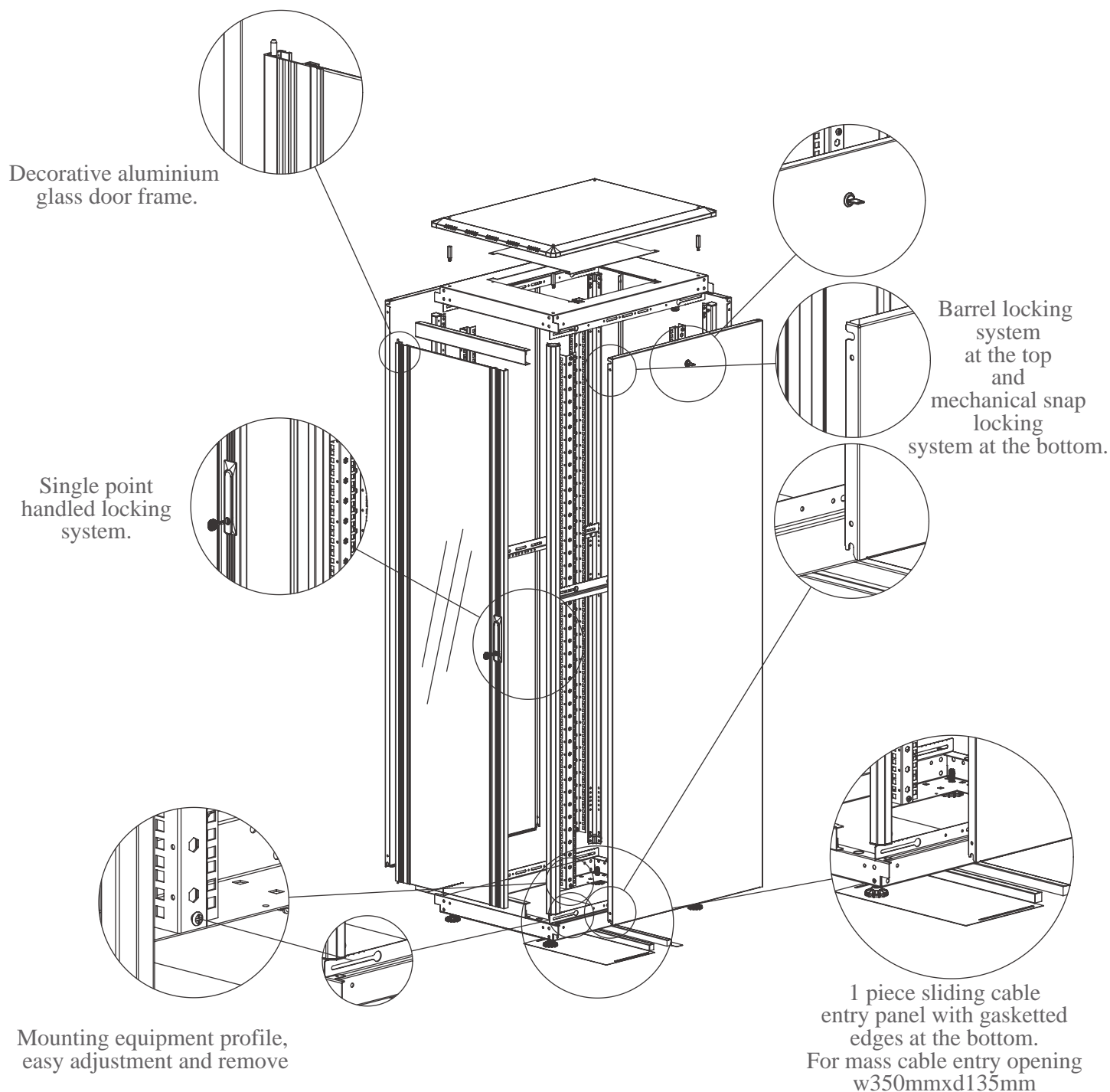
RAL 7035 Light Grey

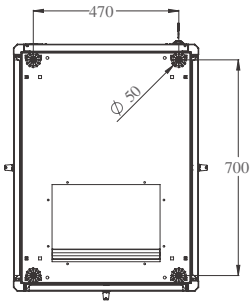
DYNAmic series Networking Enclosures, with 19" w:600mm
and d:800mm physical sizes, with max internal usable depth
and 11 different height, gives a wide selection chart for users.

*** Please see door options in page 14

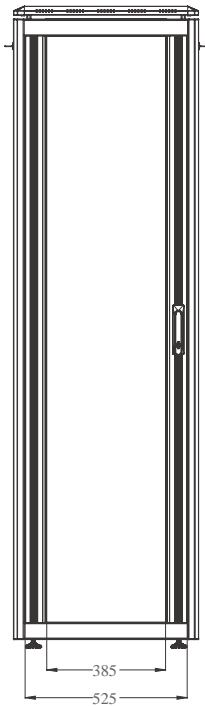


DETAILS ON
EXPLODED VIEW

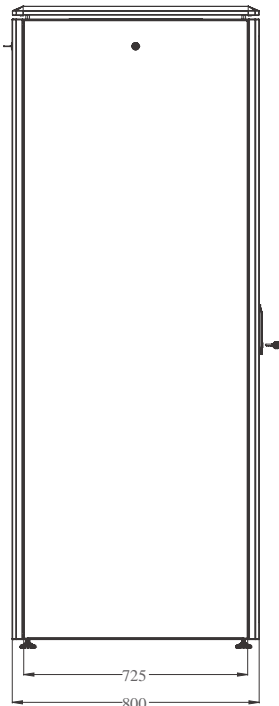




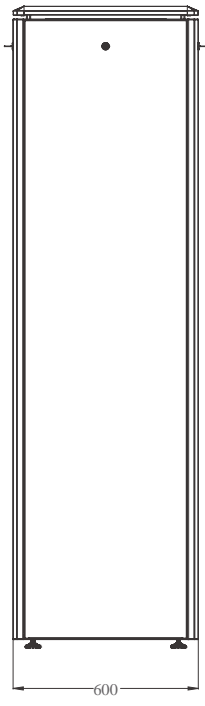
BOTTOM VIEW



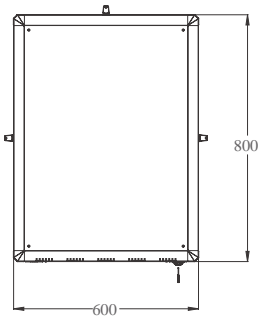
FRONT VIEW



SIDE VIEW

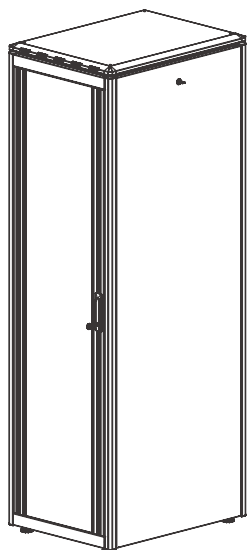


REAR VIEW

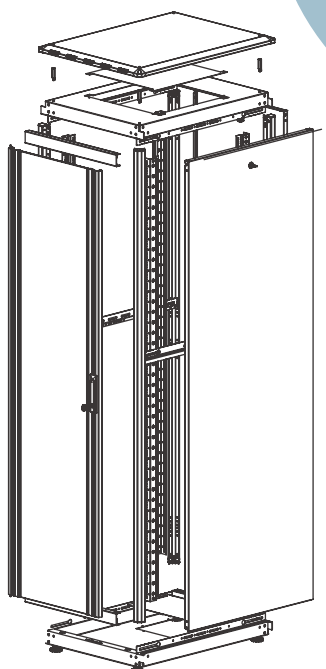


TOP VIEW

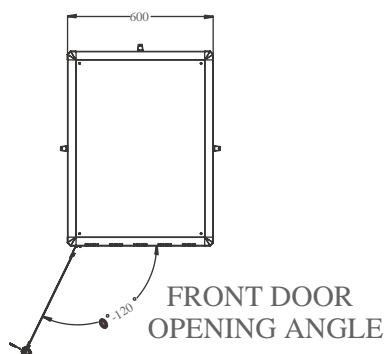
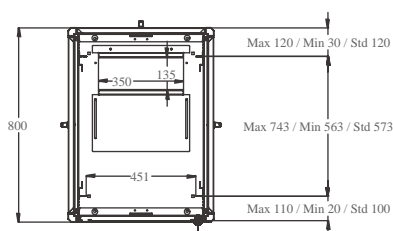
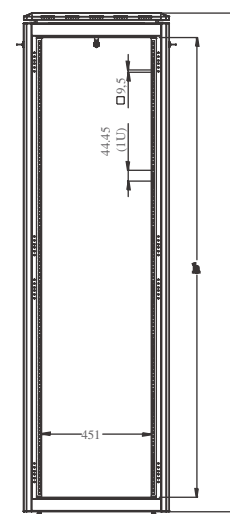
CONSTRUCTION
DRAWING

CONSTRUCTION
DRAWING

ISOMETRIC VIEW



EXPLODED VIEW

FRONT DOOR
OPENING ANGLEMAX/STD/MIN
EQUIPMENT
MOUNTING
DISTANCEDIMENSIONS
IN
WIDTH AND HEIGHT

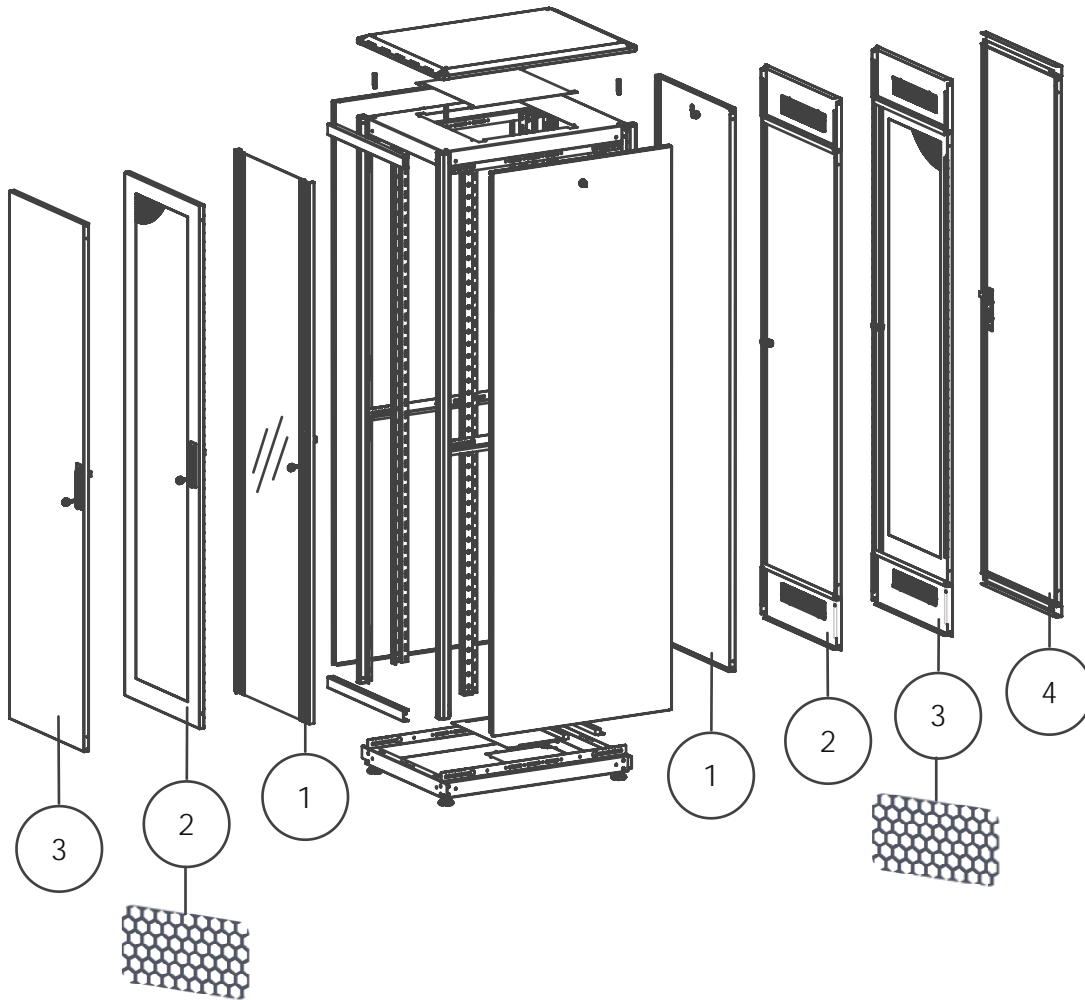
DYNAmic Series Free Standing 19" Cabinets W=600mm D=800mm

ROOT Product Number ***	Product Description	Size WxDXH mm	h size in U	h in mm	*H mm, overall without feet and/or castor	Width Overall mm	Width Rail to Rail mm	Depth Overall mm	**Depth Shipping Conf. Rail to Rail mm	QTY IN PACKAGE	PACKING DIMENSIONS WxDXH mm	Standard NET Weight of product kgs	Gross Weight of Product kgs	QTY IN PALETTE	PALETTE DIMENSIONS WxDXH mm	Palette Weight kgs
LN-FS12U6080-CC-111	12U 19" Free Standing Cabinet W=600mm D=800mm	600x800x720	12U	533	720	600	19"	800	570	1	680x880x850	42,2	49,6	2	680x880x1700	99,2
LN-FS16U6080-CC-111	16U 19" Free Standing Cabinet W=600mm D=800mm	600x800x898	16U	711	898	600	19"	800	570	1	680x880x1020	48	55,9	2	680x880x2076	111,8
LN-FS20U6080-CC-111	20U 19" Free Standing Cabinet W=600mm D=800mm	600x800x1076	20U	889	1076	600	19"	800	570	1	680x880x1216	55,6	61,2	2	680x880x2432	122,4
LN-FS22U6080-CC-111	22U 19" Free Standing Cabinet W=600mm D=800mm	600x800x1164	22U	978	1164	600	19"	800	570	1	680x880x1305	58,6	64,2	2	680x880x2608	128,4
LN-FS26U6080-CC-111	26U 19" Free Standing Cabinet W=600mm D=800mm	600x800x1342	26U	1155	1342	600	19"	800	570	1	680x880x1482	60,7	69,8	1	680x880x1482	71,8
LN-FS32U6080-CC-111	32U 19" Free Standing Cabinet W=600mm D=800mm	600x800x1609	32U	1422	1609	600	19"	800	570	1	680x880x1749	70	79,9	1	680x880x1749	81,9
LN-FS36U6080-CC-111	36U 19" Free Standing Cabinet W=600mm D=800mm	600x800x1787	36U	1600	1787	600	19"	800	570	1	680x880x1927	76,1	86,4	1	680x880x1927	88,4
LN-FS39U6080-CC-111	39U 19" Free Standing Cabinet W=600mm D=800mm	600x800x1920	39U	1733	1923	600	19"	800	570	1	680x880x2063	79,3	90	1	680x880x2063	92,1
LN-FS42U6080-CC-111	42U 19" Free Standing Cabinet W=600mm D=800mm	600x800x2053	42U	1867	2053	600	19"	800	570	1	680x880x2193	83,7	94,7	1	680x880x2193	96,8
LN-FS45U6080-CC-111	45U 19" Free Standing Cabinet W=600mm D=800mm	600x800x2187	45U	2000	2187	600	19"	800	570	1	680x880x2327	87,9	99,3	1	680x880x2327	101,3
LN-FS47U6080-CC-111	47U 19" Free Standing Cabinet W=600mm D=800mm	600x800x2276	47U	2089	2276	600	19"	800	570	1	680x880x2416	92,9	104	1	680x880x2416	104

* Please add 30mm to H mm once used with Leveling Feet, add 80mm to H mm once used with castor set.

** See min and max Adjustable depth variations on drawings.

***CC= LG for Light Grey RAL 7035 & BL for Black RAL 9005 for customers to define while ordering, for "111" selection please see the door options.

DOOR
OPTIONS


DYNAMIC Free Standing Cabinet W=600mm D=800mm
All Heights FRONT DOOR Options

- 0 Without front Door
- 1 Single Opening, Flat Shape, Side Framed Glass Front Door, Single Point Handled Locking.
- 2 Single Opening, Flat Shape, Complete Framed %63 perforated, Solid Metal Front Door, Single Point Handled Locking
- 3 Single Opening, Flat Shape, Complete Solid Metal Front Door, Single Point Handled Locking

DYNAMIC Free Standing Cabinet W=600mm D=800mm
All Heights REAR DOOR Options

- 0 Without Rear Door
- 1 Solid Metal Panel, Snap locking and Barrel Lock, Single Point Locking
- 2 Single Opening, Flat Shaped, Solid Metal Rear Door, Single Point Barrel Locking, Hinged, Top/bottom Cable entry.
- 3 Single Opening, Flat Shape, Complete Framed %63 perforated, Solid Metal Rear Door, Single Point Barrel Locking, Top/Bottom Cable entry.
- 4 Single Opening, Flat Shape, Complete Solid Metal Rear, Single Point Handled Locking, Top/Bottom Metal Bracket Set.

DYNAMIC Free Standing Cabinet
W=600mm D=800mm
All Heights SIDE PANEL Options

- 0 No Side Panel On product
- 1 Two Side Panels, left / right included in shipping configuration
- 2 One Side Panel Only on Left Side
- 3 One Side Panel Only on Right Side

LN-AA

XXU

WW

DD

CC

LN Corporate codification beginning letters mentioning Lande in Short Format as LN

AA Family Group of Enclosure; FS for Free Standing cabinets, WM for Wall Mounting Cabinets, SH for Small office Home office Range, SR for Server enclosure Range, SL for Slim series, RS for Home series wall cabinets

XX Numeric Character defining the height of enclosures, depending on model differences between 12 to 45 to be selected from price list, website or catalogue

U U Height Alfanumeric Notation, concrete (non editable- fixed character)

WW The First 2 digits of the width info, 60 for W=600mm, 80 for W=800mm, 54 for W=540mm, 30 for W=300mm Soho 10" enclosure

DD The First 2 digits of the depth info, 45 for D=450mm, 40 for D=400mm, 60 for D=600mm, 80 for D=800mm, 10 for D=1000mm cabinets

CC Color Code, LG for Light Grey RAL 7035, BL for Black RAL 9005

000

0 Front Door Variation number, numeric character 1 to 9 / 0 means no front door, standard front door defined in Lande System as option 1., Please select other variations if needed from above door selection drawing. Unless defined option 1 should be delivered

0 Rear Door Variation number, numeric character 1 to 9 / 0 means no rear door, standard rear door defined in Lande System as option 1., Please select other variations if needed from above door selection drawing. Unless defined option 1 should be delivered

0 Side Panel/Door Variation number, numeric character 1 to 9 / 0 means no side panel on product, standard side panel/door defined in Lande System as option 1. Unless defined option 1 should be delivered

Width=600mm
Depth=1000mm

Standard Heights:

8 different U heights:

22U, 26U, 32U, 36U, 39U, 42U, 45U, 47U

Standards, and Compliances:



ISO 9001:2008
Quality Management System

EN 61587 -1:2012
Mechanical Structures for
Electronic Equipment

IEC 297-1, 19" mounting
IEC 297-2 Overall cabinet dimensions



CE conform to
EN 60950-1:2006
Information Technology
Equipment – Safety – Part-1-
General Requirement



UL listed to
UL 2416, Outline of Investigation for
Audio/Video, Information and
Communication Technology Equipment
Cabinet, Enclosure and Rack Systems;
UL 60950-1 and CSA C22.2 NO.
60950-1-07, Information Technology
Equipment Safety Part 1: General
Requirements



Environment Friendly;
* **ISO 14001** Environmental
Management System
* RoHS compliancy
* %100 Recyclable Material


Load Capacity: 600 kgs.



Standard Colors:



RAL 9005 Black



RAL 7035 Light Grey

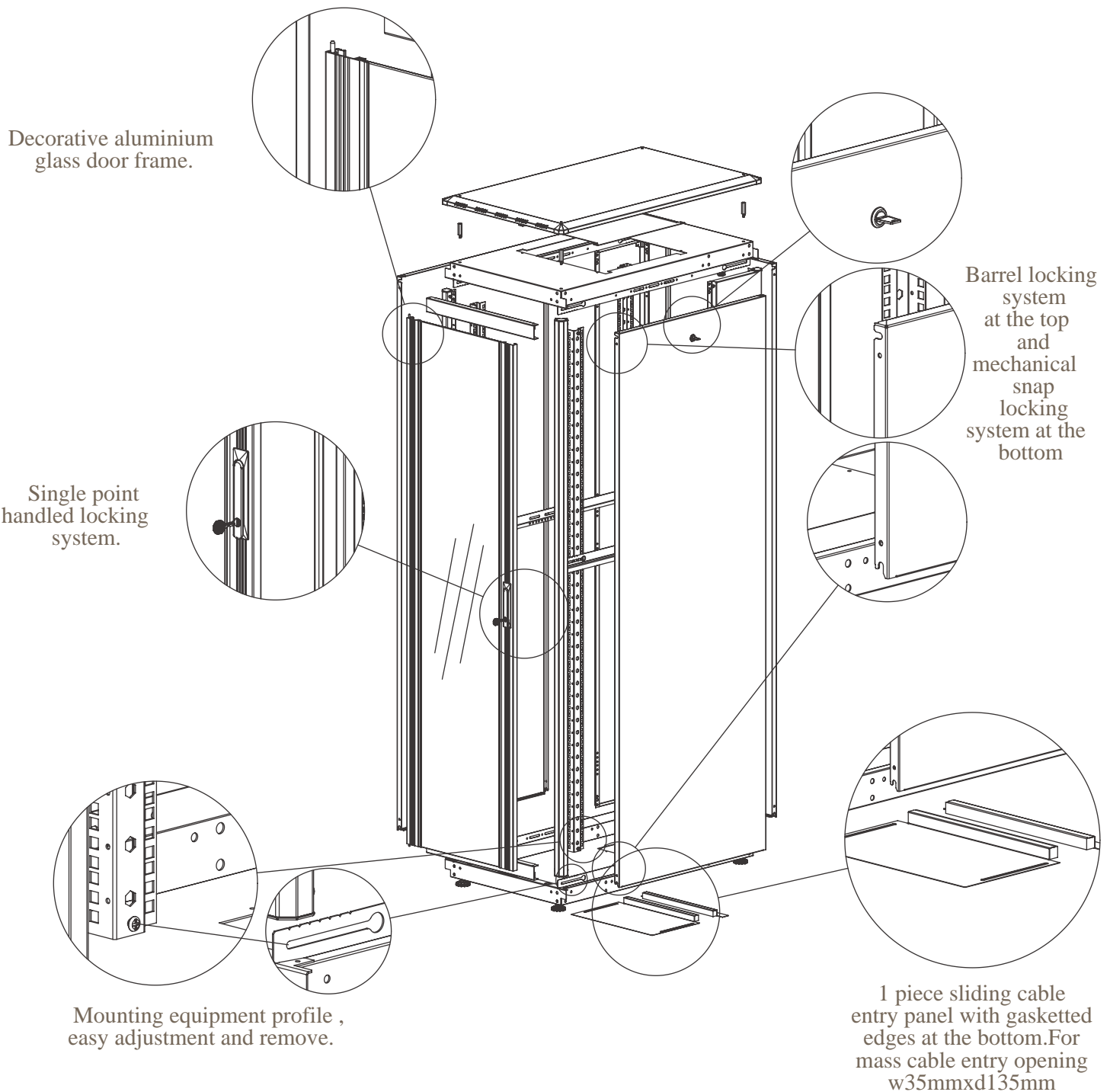
DYNAmic series Networking
Enclosures, with 19" w:600mm
and d:1000mm physical sizes,
with max internal usable depth and
8 different height, gives a wide
selection chart for users.

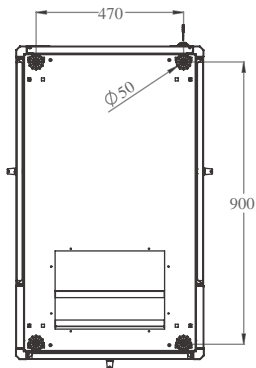
With perforated pattern front and
rear door choice would give
possibility of usage in private /
low density server and storage
applications with efficient cost
scheme in infrastructure
application.




*** Please see door options in page 19

DETAILS ON
EXPLODED VIEW

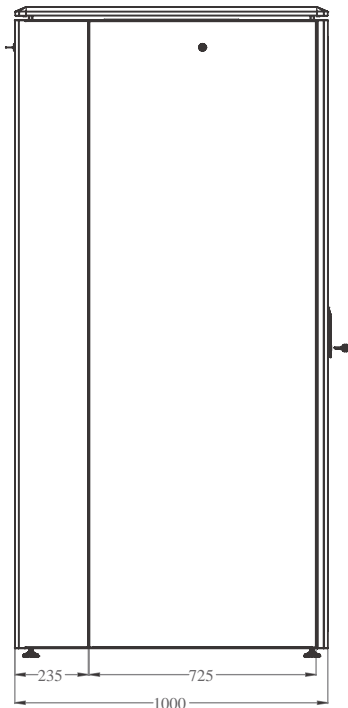





BOTTOM VIEW



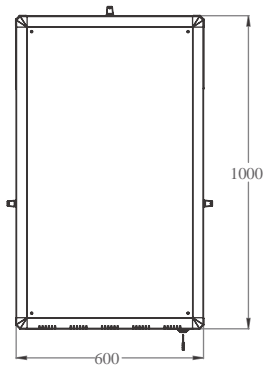
FRONT VIEW



SIDE VIEW

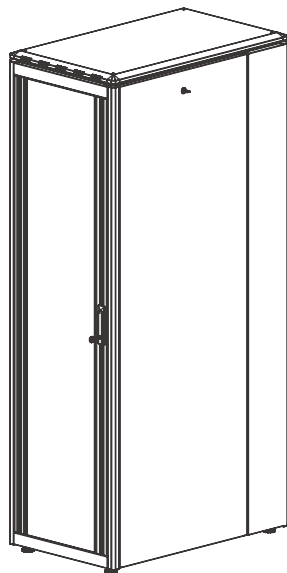


REAR VIEW

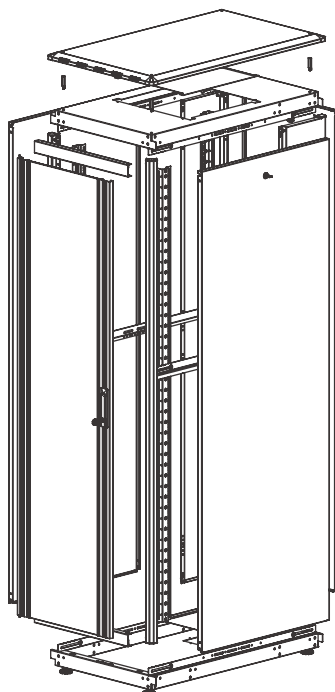


TOP VIEW

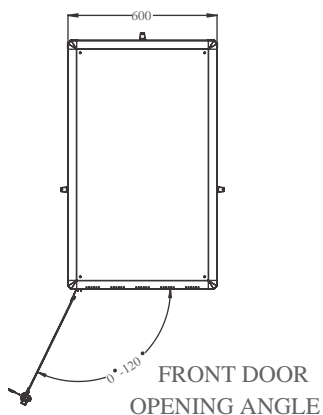
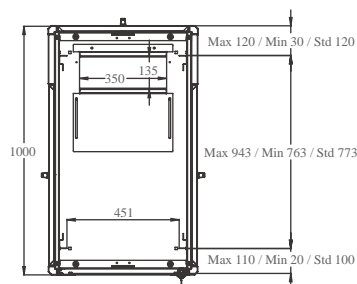
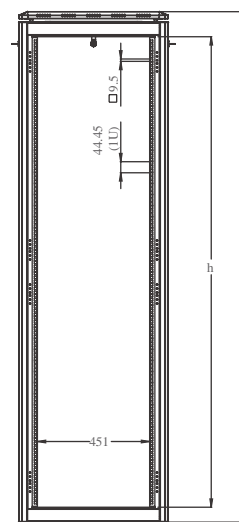
CONSTRUCTION
DRAWING

CONSTRUCTION
DRAWING


ISOMETRIC VIEW



EXPLODED VIEW


FRONT DOOR
OPENING ANGLE

MAX/STD/MIN
EQUIPMENT
MOUNTING
DISTANCE

DIMENSIONS
IN
WIDTH AND HEIGHT

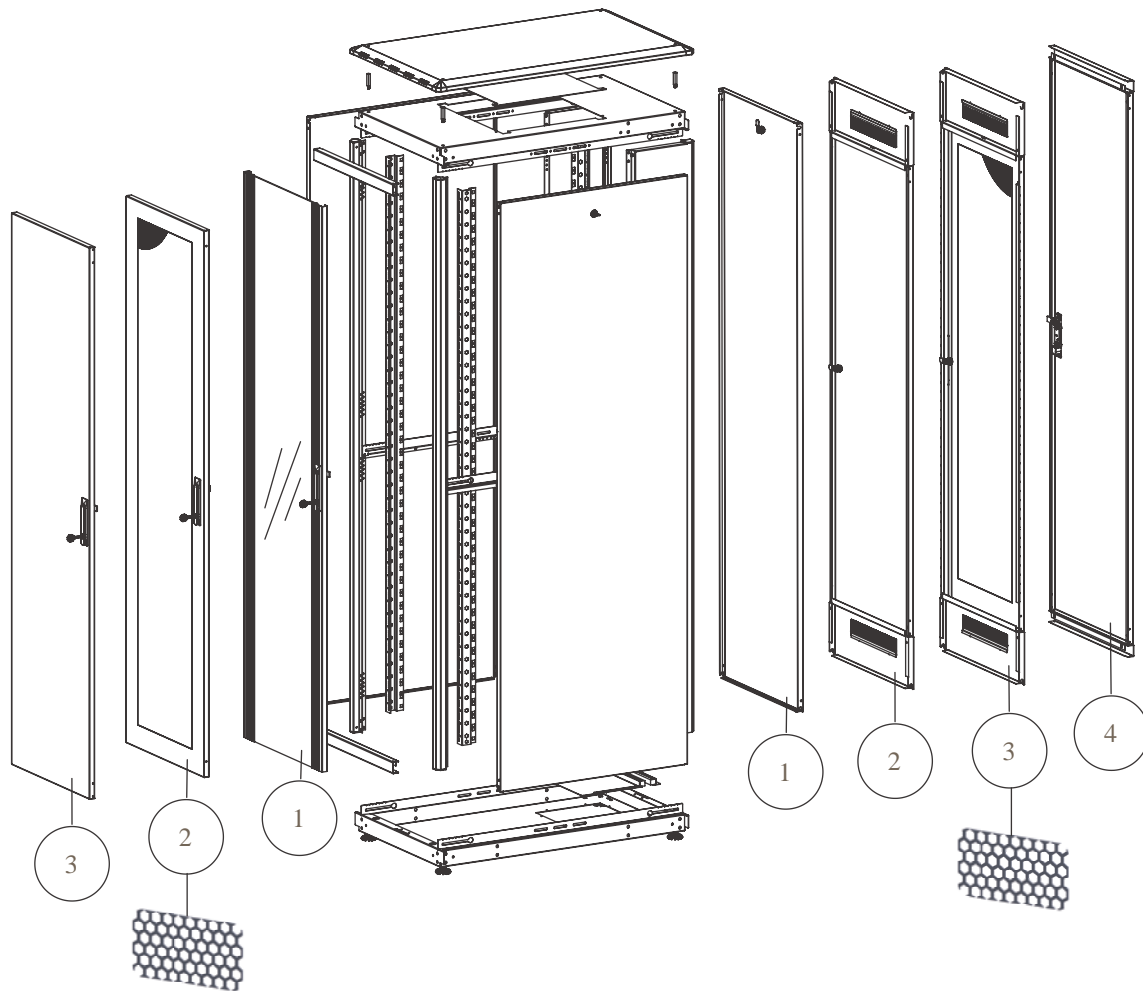
DYNAMIC Series Free Standing 19" Cabinets W=600mm D=1000mm

ROOT Product Number ***	Product Description	Size WxDXH mm	h size in U	h in mm	*H mm, overall without feet and/or castor	Width Overall mm	Width Rail to Rail mm	Depth Overall mm	**Depth Shipping Conf. Rail to Rail mm	QTY IN PACKAGE	PACKING DIMENSIONS WxDXH mm	Standard NET Weight of product kgs	Gross Weight of Product kgs	QTY IN PALETTE	PALETTE DIMENSIONS WxDXH mm	Palette Weight kgs
LN-FS22U6010-CC-111	22U 19" Free Standing Cabinet W=600mm D=1000mm	600x1000x1164	22U	978	1164	600	19"	1000	770	1	680x1080x1305	135,8	142	2	680x1080x2608	158
LN-FS26U6010-CC-111	26U 19" Free Standing Cabinet W=600mm D=1000mm	600x1000x1342	26U	1155	1342	600	19"	1000	770	1	680x1080x1482	77	80,5	1	680x1080x1482	88,5
LN-FS32U6010-CC-111	32U 19" Free Standing Cabinet W=600mm D=1000mm	600x1000x1609	32U	1422	1609	600	19"	1000	770	1	680x1080x1749	89,3	93,7	1	680x1080x1749	101,7
LN-FS36U6010-CC-111	36U 19" Free Standing Cabinet W=600mm D=1000mm	600x1000x1787	36U	1600	1787	600	19"	1000	770	1	680x1080x1927	97	102	1	680x1080x1927	110
LN-FS39U6010-CC-111	39U 19" Free Standing Cabinet W=600mm D=1000mm	600x1000x1920	39U	1733	1923	600	19"	1000	770	1	680x1080x2063	101,5	107	1	680x1080x2063	114,9
LN-FS42U6010-CC-111	42U 19" Free Standing Cabinet W=600mm D=1000mm	600x1000x2053	42U	1867	2053	600	19"	1000	770	1	680x1080x2193	107	112,9	1	680x1080x2193	120,8
LN-FS45U6010-CC-111	45U 19" Free Standing Cabinet W=600mm D=1000mm	600x1000x2187	45U	2000	2187	600	19"	1000	770	1	680x1080x2327	112	118,4	1	680x1080x2327	126,4
LN-FS47U6010-CC-111	47U 19" Free Standing Cabinet W=600mm D=1000mm	600x1000x2276	47U	2089	2276	600	19"	1000	770	1	680x1080x2416	118	132	1	680x1080x2416	132

* Please add 30mm to H mm once used with Leveling Feet, add 80mm to H mm once used with castor set.

** See min and max Adjustable depth variations on drawings.

***CC= LG for Light Grey RAL 7035 & BL for Black RAL 9005 for customers to define while ordering, for "111" selection please see the door options.

DOOR
OPTIONS

DYNAmic Free Standing Cabinet W=600mm D=1000mm
All Heights FRONT DOOR Options

- 0 Without front Door
- 1 Single Opening, Flat Shape, Side Framed Glass Front Door, Single Point Handled Locking.
- 2 Single Opening, Flat Shape, Complete Framed %63 perforated, Solid Metal Front Door, Single Point Handled Locking
- 3 Single Opening, Flat Shape, Complete Solid Metal Front Door, Single Point Handled Locking

DYNAmic Free Standing Cabinet W=600mm D=1000mm
All Heights REAR DOOR Options

- 0 Without Rear Door
- 1 Solid Metal Panel, Snap locking and Barrel Lock, Single Point Locking
- 2 Single Opening, Flat Shaped, Solid Metal Rear Door, Single Point Barrel Locking, Hinged, Top/bottom Cable entry.
- 3 Single Opening, Flat Shape, Complete Framed %63 perforated, Solid Metal Rear Door, Single Point Barrel Locking, Top/Bottom Cable entry.
- 4 Single Opening, Flat Shape, Complete Solid Metal Rear, Single Point Handled Locking, Top/Bottom Metal Bracket Set.

DYNAmic Free Standing Cabinet
W=600mm D=1000mm
All Heights SIDE PANEL Options

- 0 No Side Panel On product
- 1 Two Side Panels, left / right included in shipping configuration
- 2 One Side Panel Only on Left Side
- 3 One Side Panel Only on Right Side

LN-AA

XXU

WW

DD

CC

LN Corporate codification beginning letters mentioning Lande in Short Format as LN

AA Family Group of Enclosure; FS for Free Standing cabinets, WM for Wall Mounting Cabinets, SH for Small office Home office Range, SR for Server enclosure Range, SL for Slim series, RS for Home series wall cabinets

XX Numeric Character defining the height of enclosures, depending on model differences between 12 to 45 to be selected from price list, website or catalogue

U U Height Alphanumeric Notation, concrete (non editable- fixed character)

WW The First 2 digits of the width info, 60 for W=600mm, 80 for W=800mm, 54 for W=540mm, 30 for W=300mm Soho 10" enclosure

DD The First 2 digits of the depth info, 45 for D=450mm, 40 for D=400mm, 60 for D=600mm, 80 for D=800mm, 10 for D=1000mm cabinets

CC Color Code, LG for Light Grey RAL 7035, BL for Black RAL 9005

000

0 Front Door Variation number, numeric character 1 to 9 / 0 means no front door, standard front door defined in Lande System as option 1., Please select other variations if needed from above door selection drawing. Unless defined option 1 should be delivered

0 Rear Door Variation number, numeric character 1 to 9 / 0 means no rear door, standard rear door defined in Lande System as option 1., Please select other variations if needed from above door selection drawing. Unless defined option 1 should be delivered

0 Side Panel/Door Variation number, numeric character 1 to 9 / 0 means no side panel on product, standard side panel/door defined in Lande System as option 1. Unless defined option 1 should be delivered

CONSTRUCTION DETAILS:

DYNAmic Series Free Standing w:800mm enclosures carry the same features of family where some additional features or advantages are offered with.

Front door is integrated with decorative aluminium extruded frames at left and right sides of the splitted glass doors, full length smoked , shatterproof, antistatic, 4,0mm thickness glass door with barrel locking on top and bottom supplied in standard configuration.

Possible to have complete framed glass doors, %63 perforated door single and double doors, or fully metal solid front doors with handled locking system.

** Please see other door variations at page 32, 38, 44.

Bottom case integrated with Wide cable entry point provides maximum versatility. The rubber edged sliding mechanism on the cable entry point at bottom with w=350mmxd=250mm allows large cabling infrastructure applications. On rubber edged sliding mechanism max cable entry opening is w=350xd=150mm. After inserting the cables, the rubber edged mechanism holds and fixes the cables in parallel preventing the cabinet from dust entry. Additionally w:800mm segment has 80x300mm brushed cable entry points 2 pieces at bottom and 2 pieces on top case and roof for mass cable entry needs.

For some more cabling needs there are also brushed cable entry possibility on top and bottom of the rear door.

** Please see additional cable entry possibility in door variations at page 32, 38, 44.

All W=800mm model cabinets are subject to selection of Vertical cable manager.



19" DYNAmic Free Standing Additional Features at
W I D T H : 8 0 0 m m . S E G M E N T


DYNAmic series Networking Enclosures, with 19" w:800mm physical sizes with max cable housing possibility and wide selection of depth and height. All W=800mm model cabinets

are constructionally proper for the Vertical Cable Management systems. The Lande 800 wide segment designed with highly efficient and customer friendly vertical cable management channel.



DYNAmic Series w:800mm Segment product range with Vertical Cable manager provides visually a clean and technically professional cabling work, where the main cable bundles are housed and hidden in the vertical cable manager trunks. Once needed to reach the specified cable is easier.

Additional Vertical Cable Tray w:100mm can be housed at back side where the main cable bundles run through. Extensibility feature of cable trays by using 2 pcs for 200mm wide, 3 pcs for 300mm wide cable tray system could be managed.



Width=800mm
Depth=600mm

Standard Heights:

8 different U heights:

22U, 26U, 32U, 36U, 39U, 42U, 45U, 47U

Standards, and Compliances:



ISO 9001:2008
Quality Management System

EN 61587 -1:2012
Mechanical Structures for
Electronic Equipment

IEC 297-1, 19" mounting
IEC 297-2 Overall cabinet dimensions



CE conform to
EN 60950-1:2006
Information Technology
Equipment – Safety – Part-1-
General Requirement



UL listed to
UL 2416, Outline of Investigation for
Audio/Video, Information and
Communication Technology Equipment
Cabinet, Enclosure and Rack Systems;
UL 60950-1 and CSA C22.2 NO.
60950-1-07, Information Technology
Equipment Safety Part 1: General
Requirements



Environment Friendly;
* **ISO 14001** Environmental
Management System
* RoHS compliancy
* % 100 Recyclable Material

Load Capacity: 600 kgs.




DYNAMIC series Networking Enclosures, with 19" w:800mm and d:600mm physical sizes, with max internal usable depth, and 8 different height, gives a wide selection chart for users.


All W=800mm model cabinets are constructionally proper for the Vertical Cable Management systems. The Lande 800 wide segment designed with highly efficient and customer friendly vertical cable management.

*** Please see do options in page 27

Standard Colors:

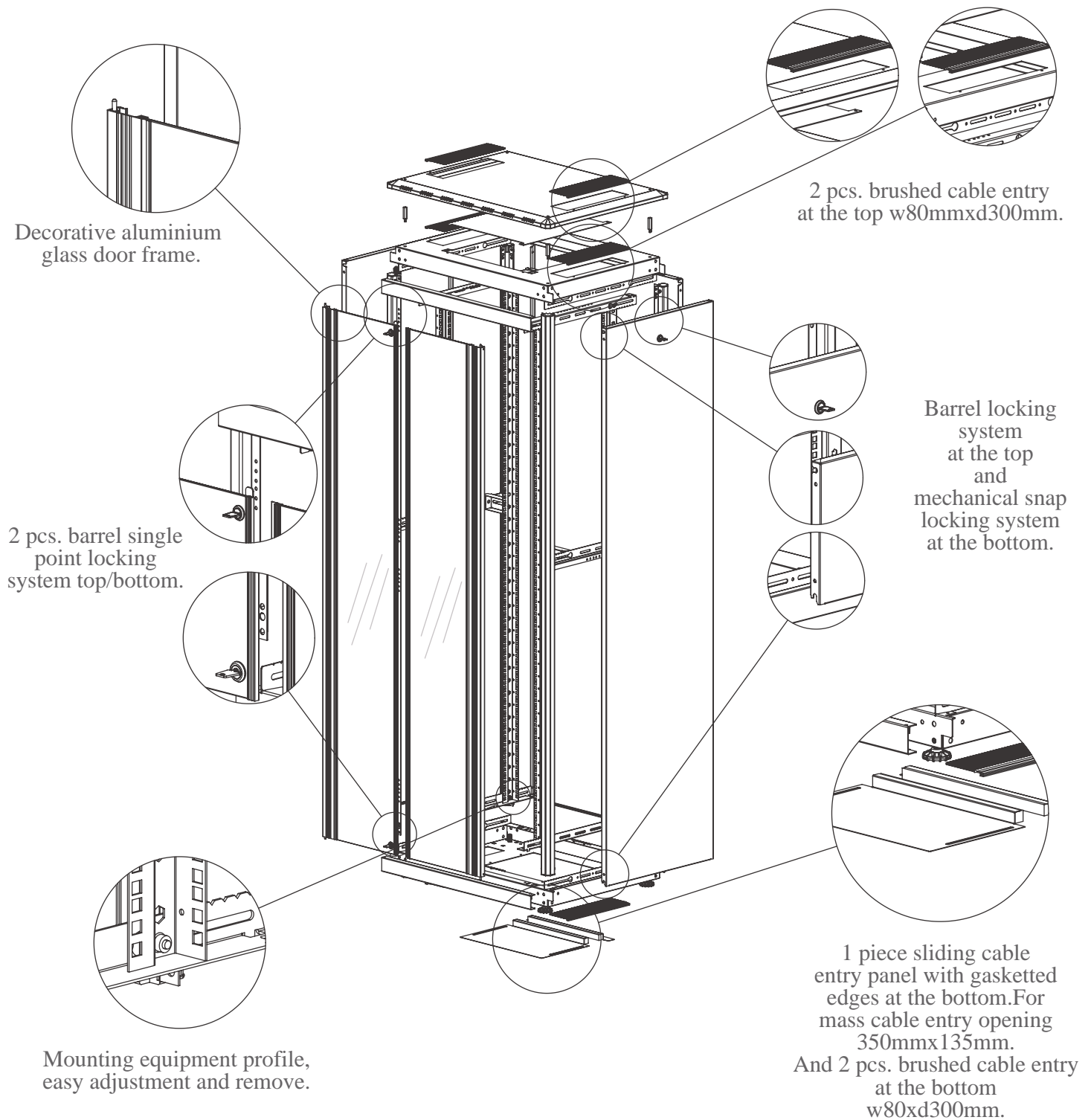


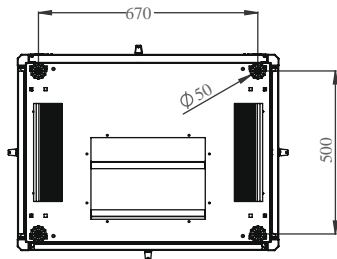
RAL 9005 Black




RAL 7035 Light Grey

DETAILS ON
EXPLODED VIEW







BOTTOM VIEW



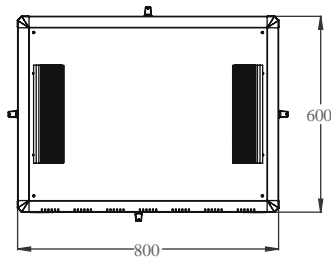
FRONT VIEW



SIDE VIEW




REAR VIEW

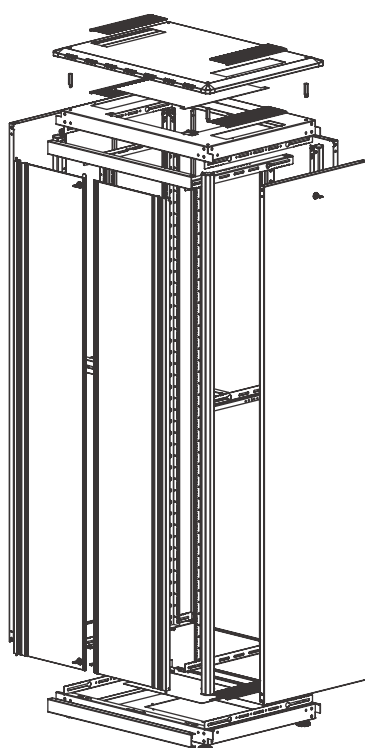


TOP VIEW

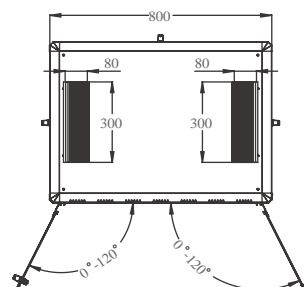
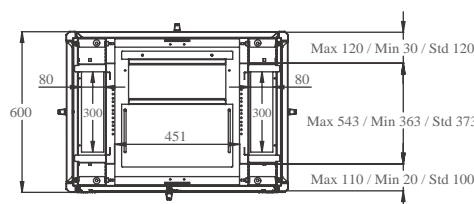
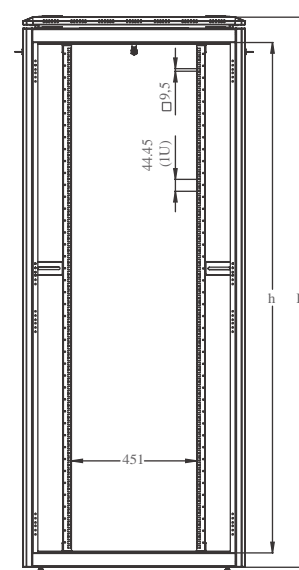
CONSTRUCTION
DRAWING

CONSTRUCTION
DRAWING

ISOMETRIC VIEW



EXPLODED VIEW

FRONT DOOR
OPENING ANGLEMAX/STD/MIN
EQUIPMENT
MOUNTING
DISTANCEDIMENSIONS
IN
WIDTH AND HEIGHT

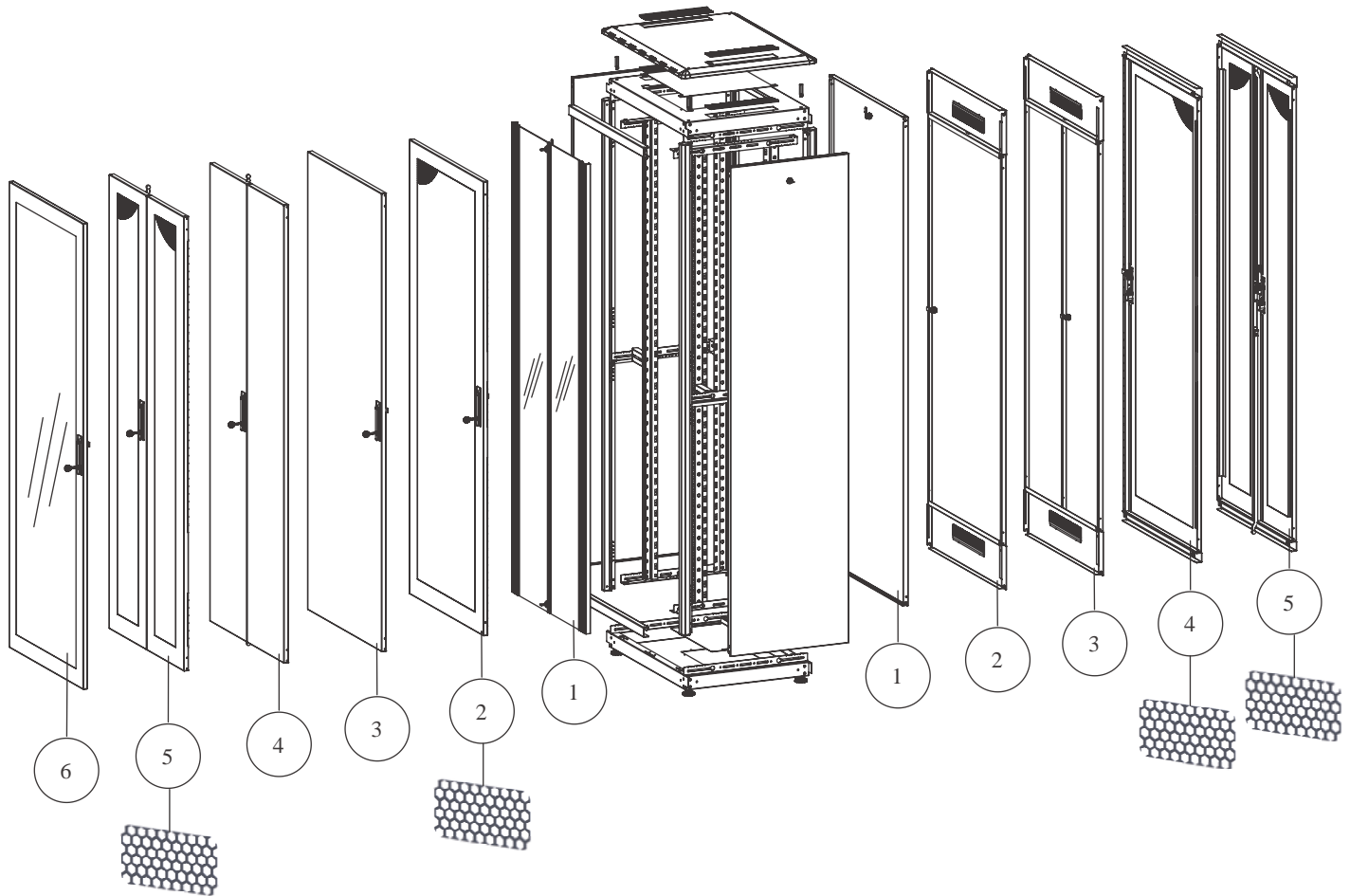
DYNAMIC Series Free Standing 19" Cabinets W=800mm D=600mm

ROOT Product Number ***	Product Description	Size WXDXH mm	h size in U	h in mm	*H mm, overall without feet and/or castor	Width Overall mm	Width Rail to Rail mm	Depth Overall mm	**Depth Shipping Conf. Rail to Rail mm	QTY IN PACKAGE	PACKING DIMENSIONS WXDXH mm	Standard NET Weight of product kgs	Gross Weight of Product kgs	QTY IN PALETTE	PALETTE DIMENSIONS WXDXH mm	Palette Weight kgs
LN-FS22U8060-CC-111	22U 19" Free Standing Cabinet W=800mm D=600mm	800x600x1164	22U	978	1164	800	19"	600	370	1	880x680x1305	56,5	65	2	880x680x2608	130
LN-FS26U8060-CC-111	26U 19" Free Standing Cabinet W=800mm D=600mm	800x600x1342	26U	1155	1342	800	19"	600	370	1	880x680x1482	61,7	71	1	880x680x1482	73
LN-FS32U8060-CC-111	32U 19" Free Standing Cabinet W=800mm D=600mm	800x600x1609	32U	1422	1609	800	19"	600	370	1	880x680x1749	71,4	81	1	880x680x1749	83,2
LN-FS36U8060-CC-111	36U 19" Free Standing Cabinet W=800mm D=600mm	800x600x1787	36U	1600	1787	800	19"	600	370	1	880x680x1927	77,5	88	1	880x680x1927	89,9
LN-FS39U8060-CC-111	39U 19" Free Standing Cabinet W=800mm D=600mm	800x600x1920	39U	1733	1923	800	19"	600	370	1	880x680x2063	81,4	92	1	880x680x2063	94
LN-FS42U8060-CC-111	42U 19" Free Standing Cabinet W=800mm D=600mm	800x600x2053	42U	1867	2053	800	19"	600	370	1	880x680x2193	85,6	96,7	1	880x680x2193	98,7
LN-FS45U8060-CC-111	45U 19" Free Standing Cabinet W=800mm D=600mm	800x600x2187	45U	2000	2187	800	19"	600	370	1	880x680x2327	89,8	101,3	1	880x680x2327	103
LN-FS47U8060-CC-111	47U 19" Free Standing Cabinet W=800mm D=600mm	800x600x2276	47U	2089	2276	800	19"	600	370	1	880x680x2416	95	106	1	880x680x2416	106

* Please add 30mm to H mm once used with Leveling Feet, add 80mm to H mm once used with castor set.

** See min and max Adjustable depth variations on drawings.

***CC= LG for Light Grey RAL 7035 & BL for Black RAL 9005 for customers to define while ordering, for "111" selection please see the door options.

DOOR
OPTIONS
DYNAMIC Free Standing Cabinet W=800mm D=600mm
All Heights FRONT DOOR Options

- 0 Without front Door
- 1 Double Opening, Flat Shape, Side Framed Glass Front Door, Single Point Barrel Locking TOP/BOTTOM
- 2 Single Opening, Flat Shape, Complete Framed %63 perforated, Solid Metal Front Door, Single Point Handled Locking
- 3 Single Opening, Flat Shape, Complete Solid Metal Front Door, Single Point Handled Locking
- 4 Double Opening, Flat Shape, Complete Solid Metal Front Door, 3 Point Handled Locking
- 5 Double Opening, Flat Shape, Complete Framed %63 perforated, Solid Metal Front Door, 3 Point Handled Locking
- 6 Single Opening, Flat Shape, Complete Framed Glass Front Door, Single Point Handled Locking

DYNAMIC Free Standing Cabinet W=800mm D=600mm
All Heights REAR DOOR Options

- 0 Without Rear Door
- 1 Solid Metal Panel, Snap locking and Barrel Lock, Single Point Locking
- 2 Single Opening, Flat Shaped, Solid Metal Rear Door, Single Point Barrel Locking, Hinged, Top/bottom Cable entry.
- 3 Double Opening, Flat Shaped, Solid Metal Rear Door, Single Point Barrel Locking, Hinged, Top/bottom Cable entry.
- 4 Single Opening, Flat Shape, Complete Framed %63 perforated, Solid Metal Rear Door, Single Point Handled Locking, Top/Bottom Metal Bracket Set.
- 5 Double Opening, Flat Shape, Complete Framed %63 perforated, Solid Metal Rear Door, 3 Point Handled Locking, Top/Bottom Metal Bracket Set.

DYNAMIC Free Standing Cabinet
W=800mm D=600mm
All Heights SIDE PANEL Options

- 0 No Side Panel On product
- 1 Two Side Panels, left / right included in shipping configuration
- 2 One Side Panel Only on Left Side
- 3 One Side Panel Only on Right Side

LN-AA**XXU****WW****DD****CC****000**

LN Corporate codification beginning letters mentioning Lande in Short Format as LN

AA Family Group of Enclosure; FS for Free Standing cabinets, WM for Wall Mounting Cabinets, SH for Small office Home office Range, SR for Server enclosure Range, SL for Slim series, RS for Home series wall cabinets

XX Numeric Character defining the height of enclosures, depending on model differences between 12 to 45 to be selected from price list, website or catalogue

U U Height Alphanumeric Notation, concrete (non editable- fixed character)

WW The First 2 digits of the width info, 60 for W=600mm, 80 for W=800mm, 54 for W=540mm, 30 for W=300mm Soho 10" enclosure

DD The First 2 digits of the depth info, 45 for D=450mm, 40 for D=400mm, 60 for D=600mm, 80 for D=800mm, 10 for D=1000mm cabinets

CC Color Code, LG for Light Grey RAL 7035, BL for Black RAL 9005

0 Front Door Variation number, numeric character 1 to 9 / 0 means no front door, standard front door defined in Lande System as option 1., Please select other variations if needed from above door selection drawing. Unless defined option 1 should be delivered

0 Rear Door Variation number, numeric character 1 to 9 / 0 means no rear door, standard rear door defined in Lande System as option 1., Please select other variations if needed from above door selection drawing. Unless defined option 1 should be delivered

0 Side Panel/Door Variation number, numeric character 1 to 9 / 0 means no side panel on product, standard side panel/door defined in Lande System as option 1. Unless defined option 1 should be delivered

Width=800mm

Depth=800mm

Standard Heights:

8 different U heights:

22U, 26U, 32U, 36U, 39U, 42U, 45U, 47U

Standards, and Compliances:



ISO 9001:2008

Quality Management System

EN 61587 -1:2012
Mechanical Structures for
Electronic Equipment

IEC 297-1, 19" mounting
IEC 297-2 Overall cabinet dimensions



CE conform to

EN 60950-1:2006

Information Technology
Equipment – Safety – Part-1-
General Requirement



UL listed to

UL 2416, Outline of Investigation for
Audio/Video, Information and
Communication Technology Equipment
Cabinet, Enclosure and Rack Systems;
UL 60950-1 and CSA C22.2 NO.
60950-1-07, Information Technology
Equipment Safety Part 1: General
Requirements



Environment Friendly;

* **ISO 14001** Environmental
Management System

* RoHS compliancy

* %100 Recyclable Material

Load Capacity: 600 kgs.




DYNAMIC series Networking Enclosures, with 19" w:800mm and d:800mm physical sizes, with max internal usable depth, and 8 different height, gives a wide selection chart for users.

All W=800mm model cabinets are constructionally proper for the Vertical Cable Management

systems. The Lande 800 wide segment designed with highly efficient and customer friendly vertical management channel.

*** Please see door options in page 32

Standard Colors:



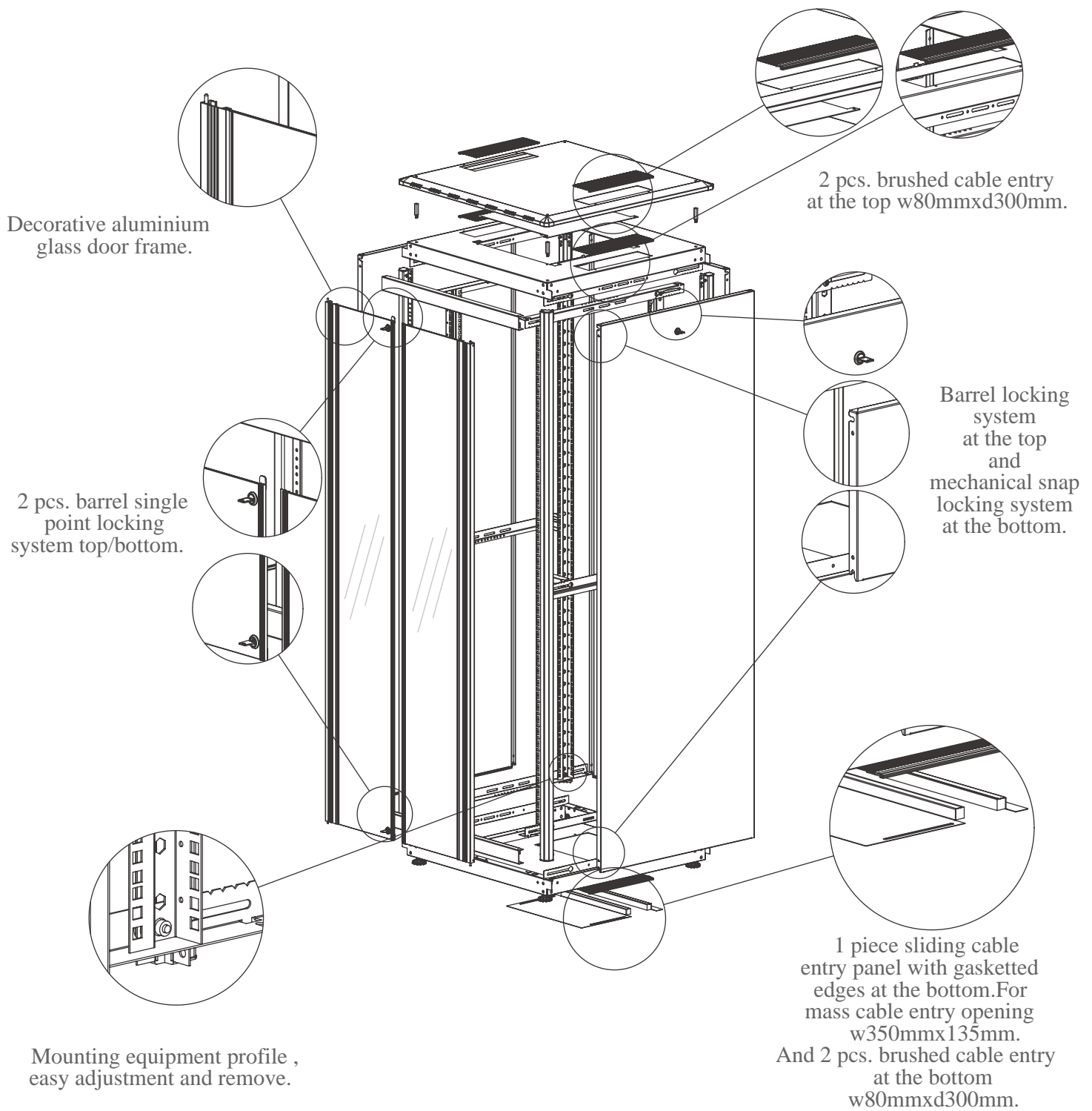
RAL 9005 Black

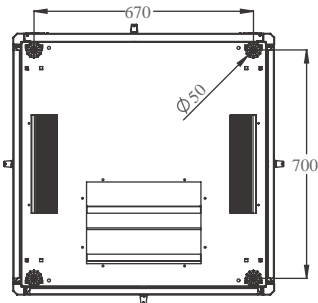


RAL 7035 Light Grey




DETAILS ON
EXPLODED VIEW







BOTTOM VIEW



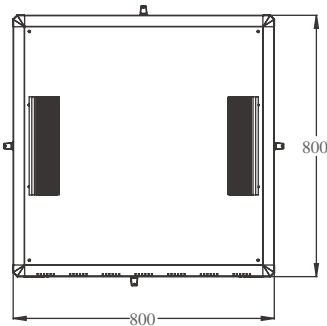
FRONT VIEW



SIDE VIEW

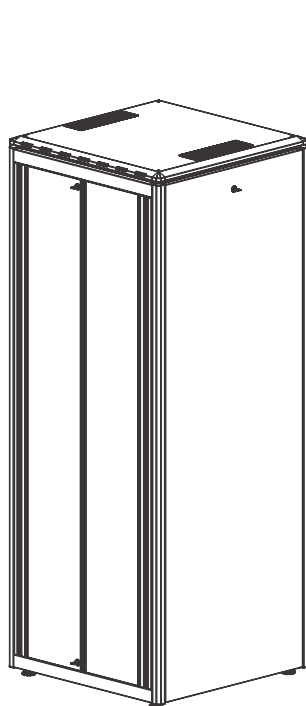


REAR VIEW

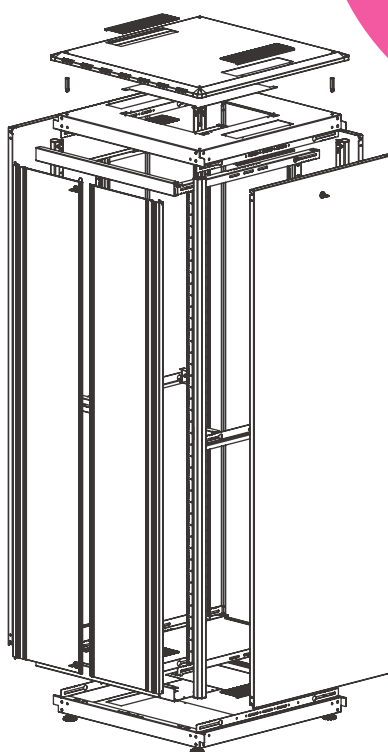


TOP VIEW

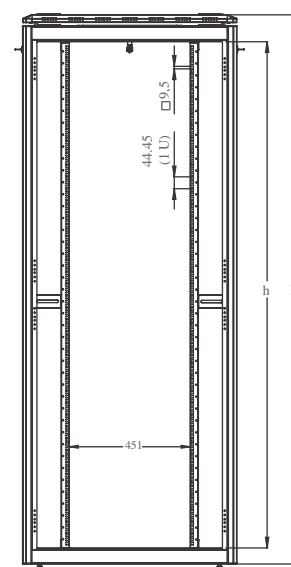
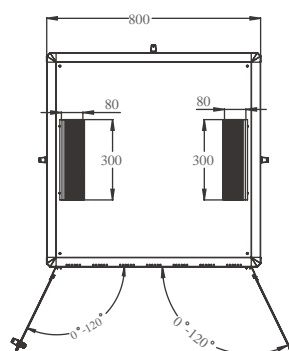
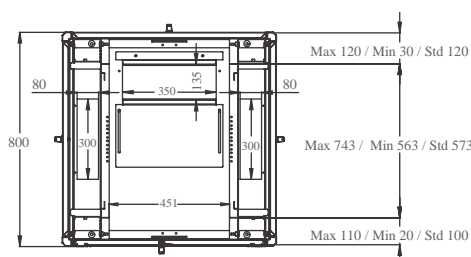
CONSTRUCTION
DRAWING

CONSTRUCTION
DRAWING

ISOMETRIC VIEW



EXPLODED VIEW

DIMENSIONS
IN
WIDTH AND HEIGHTFRONT DOOR
OPENING ANGLEMAX/STD/MIN
EQUIPMENT MOUNTING DISTANCE

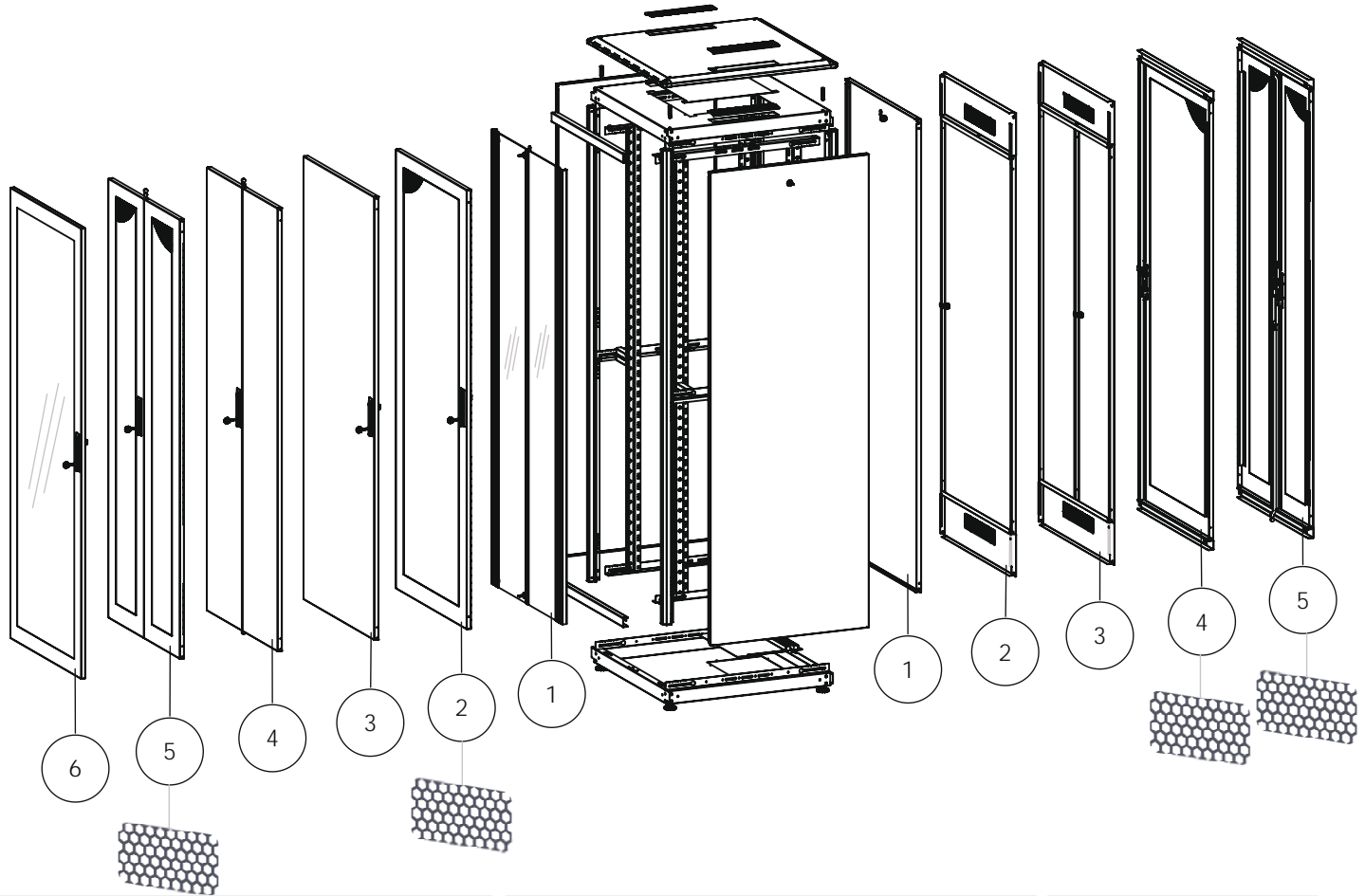
DYNAmic Series Free Standing 19" Cabinets W=800mm D=800mm

ROOT Product Number ***	Product Description	Size WxDxH mm	h size in U	h in mm	*H mm, overall without feet and/or castor	Width Overall mm	Width Rail to Rail mm	Depth Overall mm	**Depth Shipping Conf. Rail to Rail mm	QTY IN PACKAGE	PACKING DIMENSIONS WxDxH mm	Standard NET Weight of product kgs	Gross Weight of Product kgs	QTY IN PALETTE	PALETTE DIMENSIONS WxDxH mm	Palette Weight kgs
LN-FS22U8080-CC-111	22U 19" Free Standing Cabinet W=800mm D=800mm	800x800x1164	22U	978	1164	800	19"	800	570	1	880x880x1305	64,3	77,5	1	880x880x1305	77,5
LN-FS26U8080-CC-111	26U 19" Free Standing Cabinet W=800mm D=800mm	800x800x1342	26U	1155	1342	800	19"	800	570	1	880x880x1482	70	83,8	1	880x880x1482	83,8
LN-FS32U8080-CC-111	32U 19" Free Standing Cabinet W=800mm D=800mm	800x800x1609	32U	1422	1609	800	19"	800	570	1	880x880x1749	80,4	84,9	1	880x880x1749	84,9
LN-FS36U8080-CC-111	36U 19" Free Standing Cabinet W=800mm D=800mm	800x800x1787	36U	1600	1787	800	19"	800	570	1	880x880x1927	87	102,2	1	880x880x1927	102,2
LN-FS39U8080-CC-111	39U 19" Free Standing Cabinet W=800mm D=800mm	800x800x1923	39U	1733	1923	800	19"	800	570	1	880x880x2063	91	106,5	1	880x880x2063	106,5
LN-FS42U8080-CC-111	42U 19" Free Standing Cabinet W=800mm D=800mm	800x800x2053	42U	1867	2053	800	19"	800	570	1	880x880x2193	95,5	111,3	1	880x880x2193	111,3
LN-FS45U8080-CC-111	45U 19" Free Standing Cabinet W=800mm D=800mm	800x800x2187	45U	2000	2187	800	19"	800	570	1	880x880x2327	100	116,6	1	880x880x2327	116,6
LN-FS47U8080-CC-111	47U 19" Free Standing Cabinet W=800mm D=800mm	800x800x2276	47U	2089	2276	800	19"	800	570	1	880x880x2416	106	123	1	880x880x2416	123

* Please add 30mm to H mm once used with Leveling Feet, add 80mm to H mm once used with castor set.

** See min and max Adjustable depth variations on drawings.

***CC= LG for Light Grey RAL 7035 & BL for Black RAL 9005 for customers to define while ordering, for "111" selection please see the door options.

DOOR
OPTIONS

DYNAMIC Free Standing Cabinet W=800mm D=800mm
All Heights FRONT DOOR Options

- 0 Without front Door
- 1 Double Opening, Flat Shape, Side Framed Glass Front Door, Single Point Barrel Locking TOP/BOTTOM
- 2 Single Opening, Flat Shape, Complete Framed %63 perforated, Solid Metal Front Door, Single Point Handled Locking
- 3 Single Opening, Flat Shape, Complete Solid Metal Front Door, Single Point Handled Locking
- 4 Double Opening, Flat Shape, Complete Solid Metal Front Door, 3 Point Handled Locking
- 5 Double Opening, Flat Shape, Complete Framed %63 perforated, Solid Metal Front Door, 3 Point Handled Locking
- 6 Single Opening, Flat Shape, Complete Framed Glass Front Door, Single Point Handled Locking

DYNAMIC Free Standing Cabinet W=800mm D=800mm
All Heights REAR DOOR Options

- 0 Without Rear Door
- 1 Solid Metal Panel, Snap locking and Barrel Lock, Single Point Locking
- 2 Single Opening, Flat Shaped, Solid Metal Rear Door, Single Point Barrel Locking, Hinged, Top/bottom Cable entry.
- 3 Double Opening, Flat Shaped, Solid Metal Rear Door, Single Point Barrel Locking, Hinged, Top/bottom Cable entry.
- 4 Single Opening, Flat Shape, Complete Framed %63 perforated, Solid Metal Rear Door, Single Point Handled Locking, Top/Bottom Metal Bracket Set.
- 5 Double Opening, Flat Shape, Complete Framed %63 perforated, Solid Metal Rear Door, 3 Point Handled Locking, Top/Bottom Metal Bracket Set.

DYNAMIC Free Standing Cabinet
W=800mm D=800mm
All Heights SIDE PANEL Options

- 0 No Side Panel On product
- 1 Two Side Panels, left / right included in shipping configuration
- 2 One Side Panel Only on Left Side
- 3 One Side Panel Only on Right Side

LN-AA

LN Corporate codification beginning letters mentioning Lande tin Short Format as LN

AA Family Group of Enclosure; FS for Free Standing cabinets, WM for Wall Mounting Cabinets, SH for Small office Home office Range, SR for Server enclosure Range, SL for Slim series, RS for Home series wall cabinets

XX Numeric Character defining the height of enclosures, depending on model differences between 12 to 45 to be selected from price list, website or catalogue

XXU

WW

DD

CC

U U Height Alphanumeric Notation, concrete (non editable- fixed character)

WW The First 2 digits of the width info, 60 for W=600mm, 80 for W=800mm, 54 for W=540mm, 30 for W=300mm Soho 10" enclosure

DD The First 2 digits of the depth info, 45 for D=450mm, 40 for D=400mm, 60 for D=600mm, 80 for D=800mm, 10 for D=1000mm cabinets

CC Color Code, LG for Light Grey RAL 7035, BL for Black RAL 9005

000

0 Front Door Variation number, numeric character 1 to 9 / 0 means no front door, standard front door defined in Lande System as option 1., Please select other variations if needed from above door selection drawing. Unless defined option 1 should be delivered

0 Rear Door Variation number, numeric character 1 to 9 / 0 means no rear door, standard rear door defined in Lande System as option 1., Please select other variations if needed from above door selection drawing. Unless defined option 1 should be delivered

0 Side Panel/Door Variation number, numeric character 1 to 9 / 0 means no side panel on product, standard side panel/door defined in Lande System as option 1. Unless defined option 1 should be delivered

Width=800mm
Depth=1000mm

Standard Heights:

3 different U heights:

42U, 45U, 47U

Standards, and Compliances:



ISO 9001:2008
Quality Management System

EN 61587 -1:2012
Mechanical Structures for
Electronic Equipment

IEC 297-1, 19" mounting
IEC 297-2 Overall cabinet dimensions



CE conform to
EN 60950-1:2006
Information Technology
Equipment – Safety – Part-1-
General Requirement



UL listed to
UL 2416, Outline of Investigation for
Audio/Video, Information and
Communication Technology Equipment
Cabinet, Enclosure and Rack Systems;
UL 60950-1 and CSA C22.2 NO.
60950-1-07, Information Technology
Equipment Safety Part 1: General
Requirements



Environment Friendly;
* **ISO 14001** Environmental
Management System
* RoHS compliancy
* %100 Recyclable Material

Load Capacity: 600 kgs.




DYNAMIC series Networking Enclosures, with 19" w:800mm and d:1000mm physical sizes, with max internal usable depth, and 3 different heights.

All W=800mm model cabinets are constructionally proper for


the Vertical Cable Management systems. The Lande 800 wide segment designed with highly efficient and customer friendly vertical cable management channel.

*** Please see door options in page 37

Standard Colors:



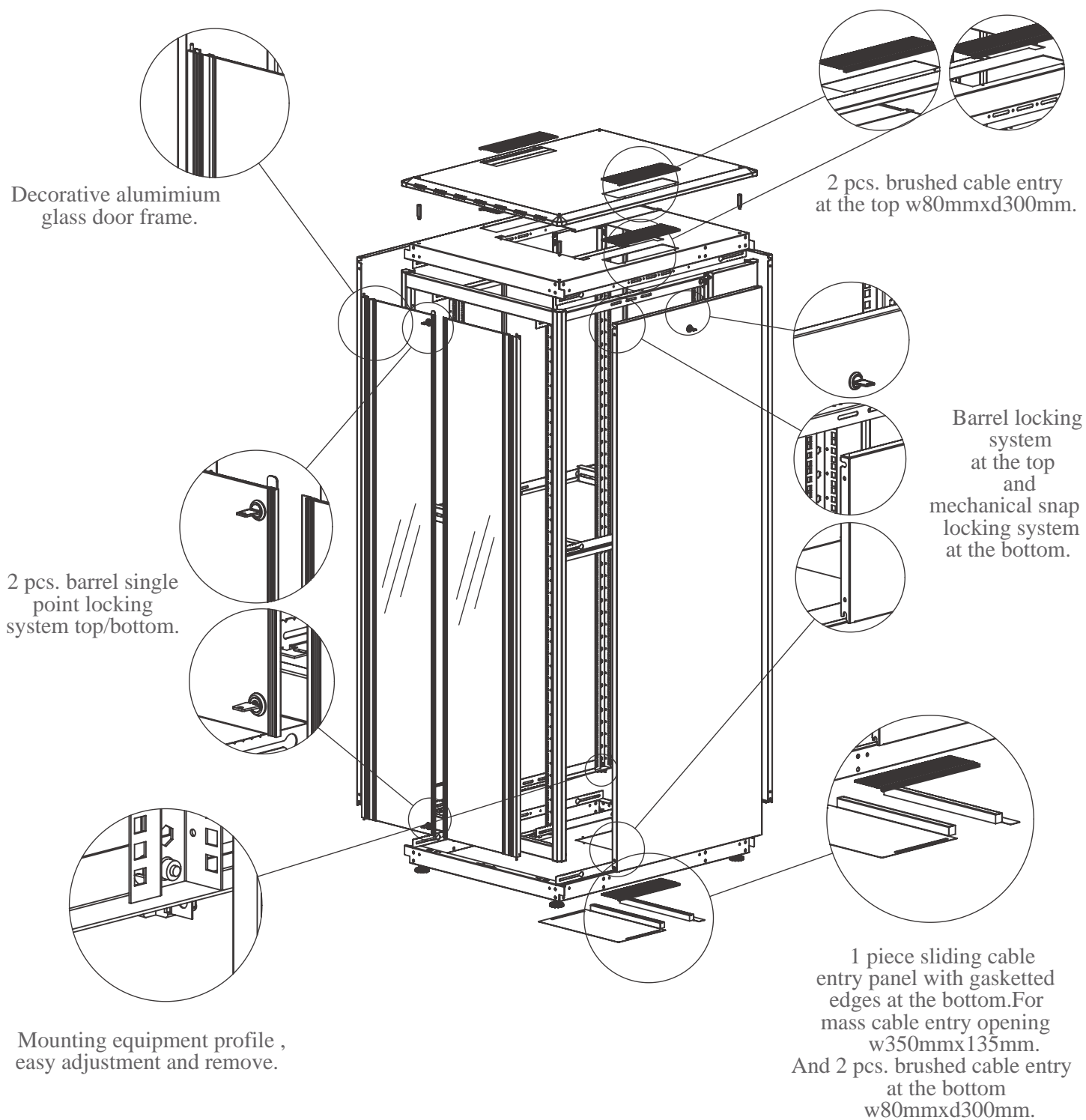
RAL 9005 Black

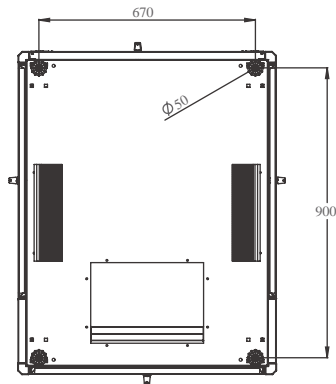


RAL 7035 Light Grey




DETAILS ON
EXPLODED VIEW







BOTTOM VIEW



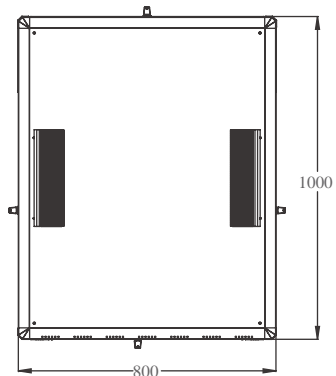
FRONT VIEW



SIDE VIEW

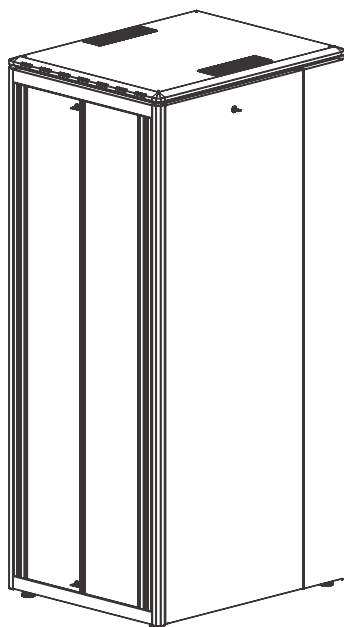


REAR VIEW

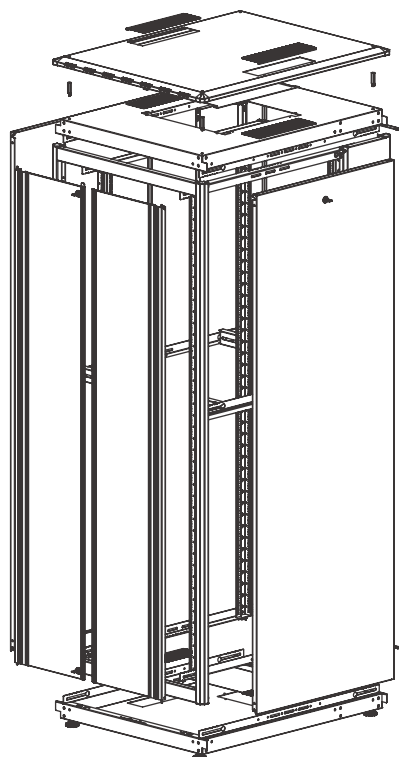


TOP VIEW

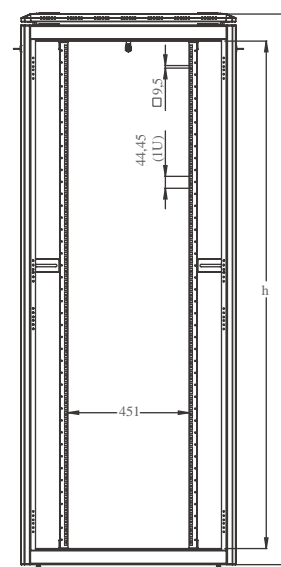
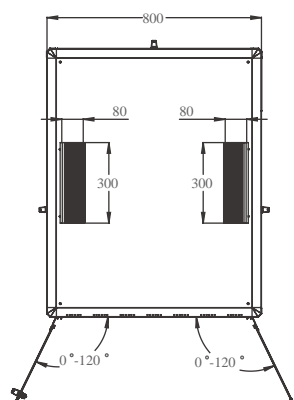
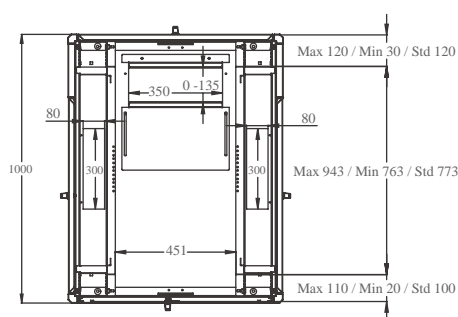
CONSTRUCTION
DRAWING

CONSTRUCTION
DRAWING

ISOMETRIC VIEW



EXPLODED VIEW

DIMENSIONS
IN
WIDTH AND HEIGHTFRONT DOOR
OPENING ANGLEMAX/STD/MIN
EQUIPMENT MOUNTING DISTANCE

DYNAmic Series Free Standing 19" Cabinets W=800mm D=1000mm

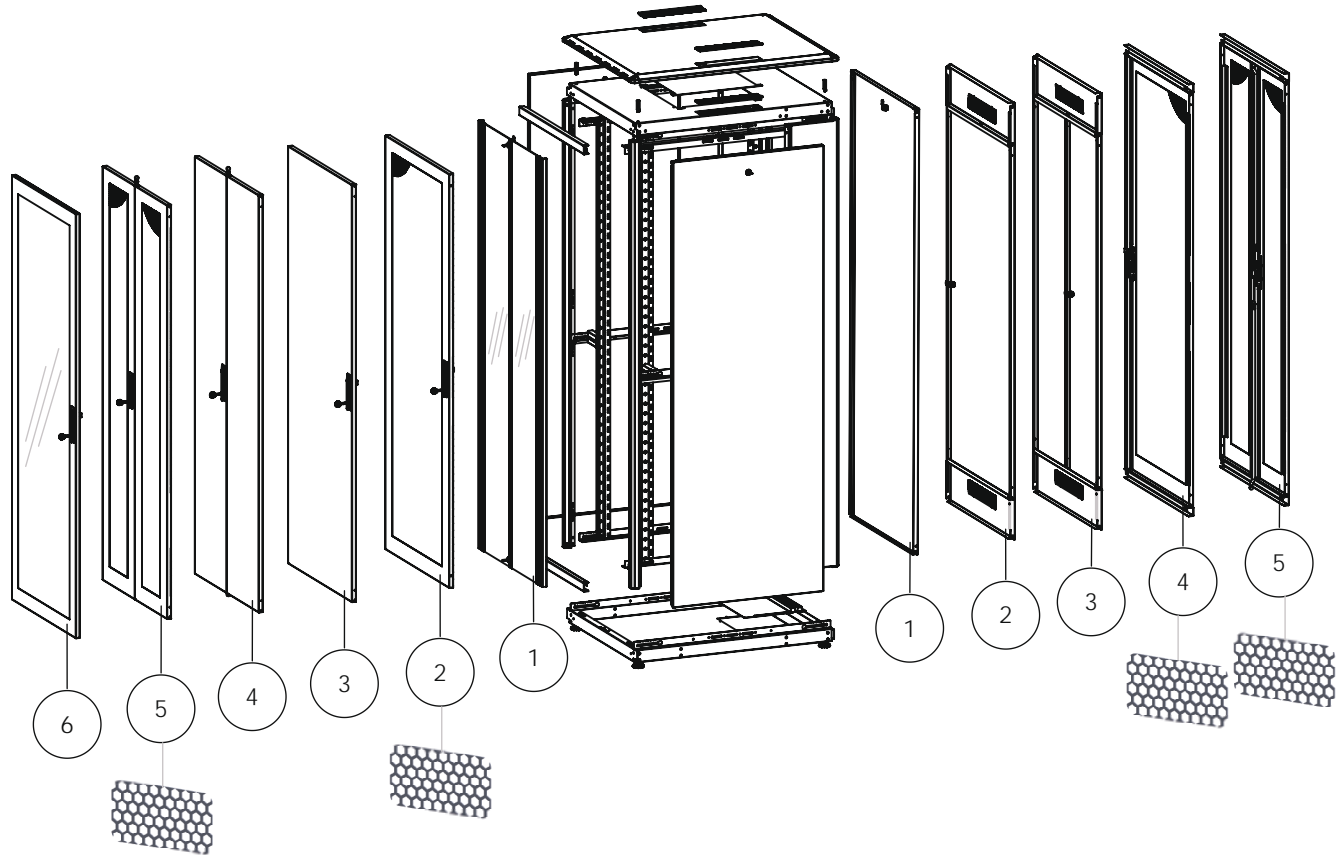
ROOT Product Number ***	Product Description	Size WxDxH mm	h size in U	h in mm	*H mm, overall without feet and/or castor	Width Overall mm	Width Rail to Rail mm	Depth Overall mm	** Depth Shipping Conf. Rail to Rail mm	QTY IN PACKAGE	PACKING DIMENSIONS WxDxH mm	Standard NET Weight of product kgs	Gross Weight of Product kgs	QTY IN PALETTE	PALETTE DIMENSIONS WxDxH mm	Palette Weight kgs
LN-FS42U8010-CC-111	42U 19" Free Standing Cabinet W=800mm D=1000mm	800x1000x2053	42U	1867	2053	800	19"	800	770	1	880x1080x2193	118	136,7	1	880x1080x2193	136,7
LN-FS45U8010-CC-111	45U 19" Free Standing Cabinet W=800mm D=1000mm	800x1000x2187	45U	2000	2187	800	19"	800	770	1	880x1080x2194	123,5	142,7	1	880x1080x2194	142,7
LN-FS47U8010-CC-111	47U 19" Free Standing Cabinet W=800mm D=1000mm	800x1000x2276	47U	2089	2276	800	19"	800	770	1	880x1080x2416	131	150	1	880x1080x2416	150

* Please add 30mm to H mm once used with Leveling Feet, add 80mm to H mm once used with castor set.

** See min and max Adjustable depth variations on drawings.

***CC= LG for Light Grey RAL 7035 & BL for Black RAL 9005 for customers to define while ordering, for "111" selection please see the door options.

DOOR
OPTIONS



DYNAmic Free Standing Cabinet W=800mm D=1000mm
All Heights FRONT DOOR Options

- 0 Without front Door
- 1 Double Opening, Flat Shape, Side Framed Glass Front Door, Single Point Barrel Locking TOP/BOTTOM
- 2 Single Opening, Flat Shape, Complete Framed %63 perforated, Solid Metal Front Door, Single Point Handled Locking
- 3 Single Opening, Flat Shape, Complete Solid Metal Front Door, Single Point Handled Locking
- 4 Double Opening, Flat Shape, Complete Solid Metal Front Door, 3 Point Handled Locking
- 5 Double Opening, Flat Shape, Complete Framed %63 perforated, Solid Metal Front Door, 3 Point Handled Locking
- 6 Single Opening, Flat Shape, Complete Framed Glass Front Door, Single Point Handled Locking

DYNAmic Free Standing Cabinet W=800mm D=1000mm
All Heights REAR DOOR Options

- 0 Without Rear Door
- 1 Solid Metal Panel, Snap locking and Barrel Lock, Single Point Locking
- 2 Single Opening, Flat Shaped, Solid Metal Rear Door, Single Point Barrel Locking, Hinged, Top/bottom Cable entry.
- 3 Double Opening, Flat Shaped, Solid Metal Rear Door, Single Point Barrel Locking, Hinged, Top/bottom Cable entry.
- 4 Single Opening, Flat Shape, Complete Framed %63 perforated, Solid Metal Rear Door, Single Point Handled Locking, Top/Bottom Metal Bracket Set.
- 5 Double Opening, Flat Shape, Complete Framed %63 perforated, Solid Metal Rear Door, 3 Point Handled Locking, Top/Bottom Metal Bracket Set.

DYNAmic Free Standing Cabinet
W=800mm D=1000mm
All Heights SIDE PANEL Options

- 0 No Side Panel On product
- 1 Two Side Panels, left / right included in shipping configuration
- 2 One Side Panel Only on Left Side
- 3 One Side Panel Only on Right Side

LN-AA

LN Corporate codification beginning letters mentioning Lande in Short Format as LN

AA Family Group of Enclosure; FS for Free Standing cabinets, WM for Wall Mounting Cabinets, SH for Small office Home office Range, SR for Server enclosure Range, SL for Slim series, RS for Home series wall cabinets

XX Numeric Character defining the height of enclosures, depending on model differences between 12 to 45 to be selected from price list, website or catalogue

XXU

WW

DD

CC

U U Height Alphanumeric Notation, concrete (non editable- fixed character)

WW The First 2 digits of the width info, 60 for W=600mm, 80 for W=800mm, 54 for W=540mm, 30 for W=300mm Soho 10" enclosure

DD The First 2 digits of the depth info, 45 for D=450mm, 40 for D=400mm, 60 for D=600mm, 80 for D=800mm, 10 for D=1000mm cabinets

CC Color Code, LG for Light Grey RAL 7035, BL for Black RAL 9005

000

0 Front Door Variation number, numeric character 1 to 9 / 0 means no front door, standard front door defined in Lande System as option 1., Please select other variations if needed from above door selection drawing. Unless defined option 1 should be delivered

0 Rear Door Variation number, numeric character 1 to 9 / 0 means no rear door, standard rear door defined in Lande System as option 1., Please select other variations if needed from above door selection drawing. Unless defined option 1 should be delivered

0 Side Panel/Door Variation number, numeric character 1 to 9 / 0 means no side panel on product, standard side panel/door defined in Lande System as option 1. Unless defined option 1 should be delivered